

CAPE AGULHAS MUNICIPALITY


SERVICE DELIVERY BUDGET IMPLEMENTATION PLAN (SDBIP)



2020/21


SUBMISSION

The Top Layer Service Delivery Budget Implementation Plan (SDBIP) 2020/21 is herewith submitted in terms of Section 69(3)(a) of the Municipal Finance Management Act (Act 56 of 2003) (MFMA).

EXECUTIVE MAYOR:	Cllr P Swart
SIGNATURE:	
DATE:	12 June 2020

APPROVAL

The Top Layer Service Delivery Budget Implementation Plan (SDBIP) 2020/21 is herewith approved, in terms of Section 53(C) of the Municipal Finance Management Act (Act 56 of 2003) (MFMA).

EXECUTIVE MAYOR:	Cllr P Swart
SIGNATURE:	
DATE:	25/06/2020

Contents

1	INTRODUCTION	4
2	PURPOSE OF THE SDBIP	4
3	LEGAL FRAMEWORK	4
4	CAPE AGULHAS MUNICIPALITY PERFORMANCE MANAGEMENT FRAMEWORK.....	4
5	VISION, MISSION AND STRATEGIC OBJECTIVES.....	6
6	KEY PERFORMANCE INDICATORS.....	8
7	REVENUE AND EXPENDITURE.....	17
7.1	MONTHLY PROJECTIONS OF REVENUE BY SOURCE AND EXPENDITURE BY TYPE.....	17
7.2	MONTHLY PROJECTIONS OF REVENUE AND EXPENDITURE BY VOTE	19
7.3	THREE YEAR CAPITAL PROGRAMME	20
7.4	MONTHLY PROJECTIONS OF CAPITAL EXPENDITURE.....	26

1 INTRODUCTION

This document constitutes the Service Delivery Budget Implementation Plan (SDBIP) of the Cape Agulhas Municipality for the 2020/21 financial year.

2 PURPOSE OF THE SDBIP

The SDBIP is a management, implementation and monitoring tool. It enables the Municipality to give effect to its Integrated Development Plan (IDP) and Budget and can be seen as a "contract" between the Administration, Council and Community that sets out the manner in which the Municipality will achieve its IDP goals and strategic objectives over the next twelve months.

3 LEGAL FRAMEWORK

The Municipal Finance Management Act, Act 65 of 2003 (MFMA) defines the SDBIP as;

"a detailed plan approved by the mayor of a municipality in terms of section 53 (1) c (ii) for implementing the municipality's delivery of services and the execution of its annual budget and which must include (as part of the top-layer) the following:

- (a) projections for each month of;*
- (i) revenue to be collected, by source; and*
- (ii) operational and capital expenditure, by vote;*
- (b) service delivery targets and performance indicators for each quarter".*

Section 69(3)(a) of the MFMA requires the accounting officer must no later than 14 days after the approval of an annual budget submit to the Mayor a draft SDBIP for the budget year. Section 53(1) (c)(ii) of the MFMA requires the Mayor to approve the SDBIP within 28 days of the approval of the budget. Section 53(1)(c)(iii) provides furthermore that the annual performance agreements of the Municipal Manager and Senior Managers reporting to the Municipal Manager in terms of Section 57(1)(b) of the Municipal Systems Act must be linked to the performance targets of the SDBIP.

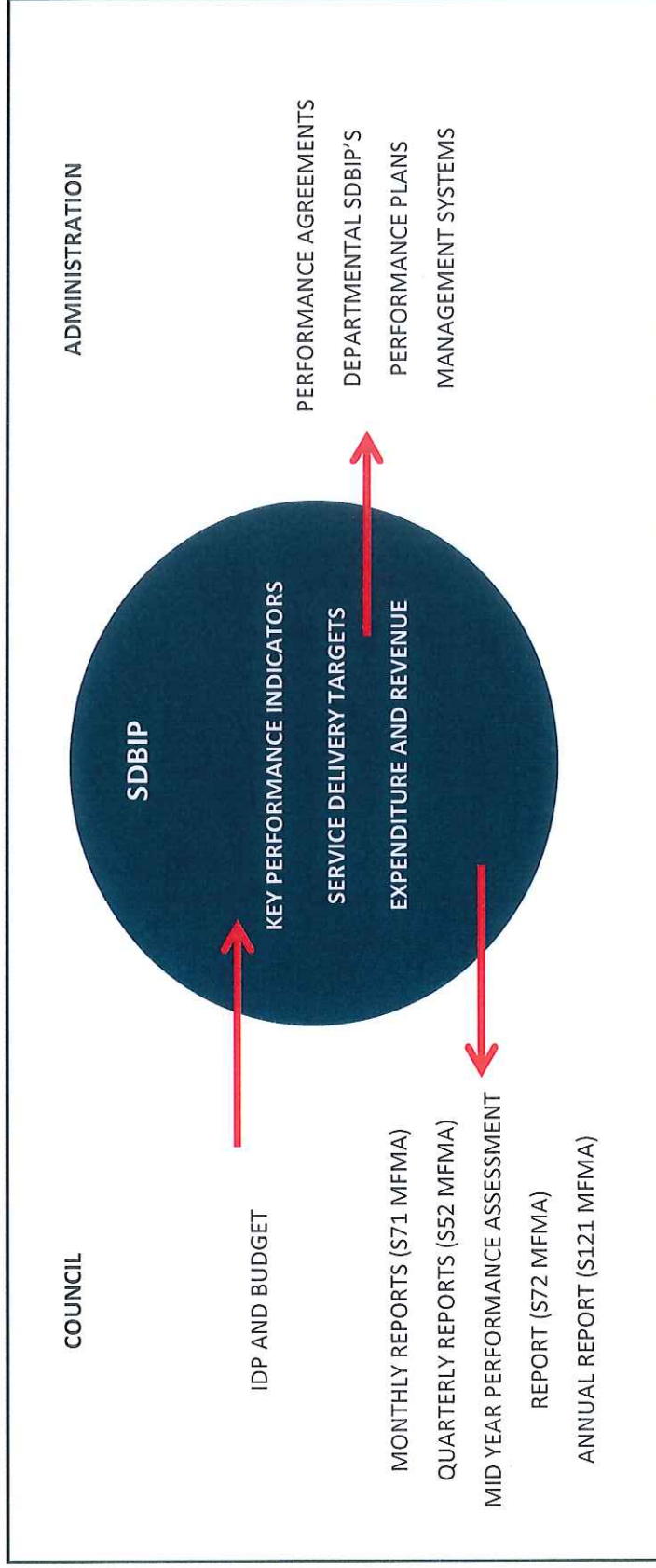
4 CAPE AGULHAS MUNICIPALITY PERFORMANCE MANAGEMENT FRAMEWORK

Performance is managed in accordance with the Cape Agulhas Performance Management Policy, which uses the Municipal SDBIP as its basis. The SDBIP is a layered plan comprising a Top Layer SDBIP and Departmental SDBIP's. The approved Top Layer SDBIP is the basis of the Municipality's Performance Management system. The SDBIP is a public document that comprises Key Performance Indicators (KPI's) with quarterly service delivery targets which derive from the IDP, legislation, regulations, risks and other critical aspects identified by the Municipal Council.

Performance reporting on the Top Layer SDBIP is done to the Mayoral Committee and Council on a quarterly, half yearly (Mid-year Budget and Performance Assessment Report (S72 MFMA)) and annual basis (Annual Report (S121 MFMA)). Any amendments to the SDBIP must be approved by Council following the submission of the Mid-year Budget and Performance Assessment Report and the approval of the Adjustment Budget. In addition to the above, Section 71 of the MFMA requires that monthly budget statements be compiled and submitted to the Mayor no later than 10 days after the end of each month. The SDBIP is supported by the following administrative performance management tools:

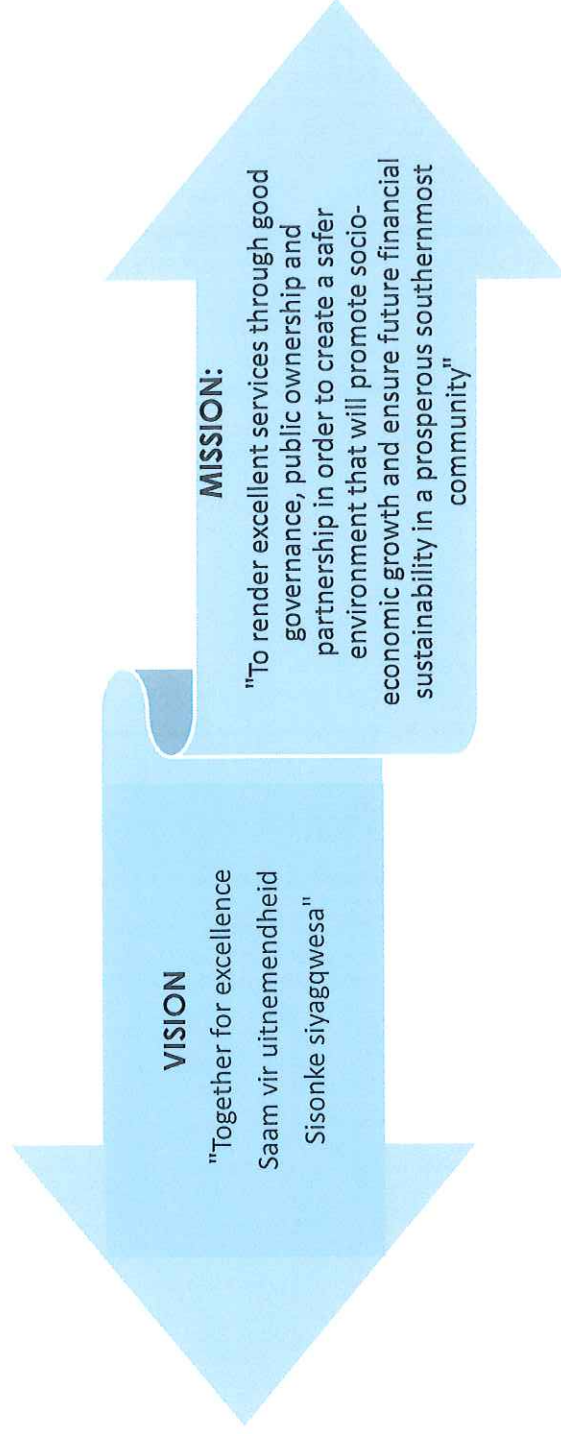
- o Departmental SDBIP's which contain operational Key Performance Indicators which are approved by the Municipal Manager.
- o KPI's assigned to individual employees in terms of Performance Plans

The following diagram illustrates the SDBIP as a management, implementation and monitoring tool.



5 VISION, MISSION AND STRATEGIC OBJECTIVES

The Municipality's vision and mission are as follows:



CAPE AGULHAS MUNICIPALITY: SERVICE DELIVERY BUDGET IMPLEMENTATION PLAN (SDBIP): 2020/21

The following table sets out the Municipalities strategic goals and objectives, which are aligned to the Municipal Key Performance Areas as well as National Key Performance Areas of Local Government.

National KPA	Municipal KPA	Strategic Goal	Strategic Objective
KPA1: Good Governance and Public Participation	MKPA1: Good Governance and Public Participation	SG1: To ensure good governance	SO1: To create a culture of good governance SO2: To create a culture of public participation and empower communities to participate in the affairs of the Municipality
KPA2: Municipal Institutional Development and Transformation	MKPA2: Municipal Institutional Development and Transformation	SG2: To ensure institutional sustainability	SO3: To create an administration capable of delivering on service excellence.
KPA3: Local Economic Development	MKPA3: Local Economic Development and Tourism	SG3: To promote local economic development in the Cape Agulhas Municipal Area	SO4: To create an enabling environment for economic growth and development SO5: To promote tourism in the Municipal Area
KPA4: Municipal Financial Viability and Management	MKPA4: Municipal Financial Viability and Management	SG4: To improve the financial viability of the Municipality and ensure its long term financial sustainability	SO6: To provide effective financial, asset and procurement management
KPA5: Basic Service Delivery	MKPA5: Basic Service Delivery	SG5: To ensure access to equitable affordable and sustainable municipal services for all citizens	SO7: Provision of equitable quality basic services to all households SO8: To maintain infrastructure and undertake development of bulk infrastructure to ensure sustainable service delivery. SO9: To provide community facilities and services SO10: Development of sustainable vibrant human settlements
KPA5: Basic Service Delivery	MKPA6: Social and youth development	SG6: To create a safe and healthy environment for all citizens and visitors to the Cape Agulhas Municipality	SO11: To promote social and youth development SO12: To create and maintain a safe and healthy environment

6 KEY PERFORMANCE INDICATORS

The following table contains the Municipality's proposed Key Performance Indicators (KPI) for the year.

Ref	National KPA	Strategic goal	Strategic Objective	KPI Name	Unit of Measure	Ward	Risk	Source of Evidence	Baseline	Annual Target	Q1 Target	Q2 Target	Q3 Target	Q4 Target
TL1	Municipal Transformation and Institutional Development	To ensure institutional sustainability	To create an administration capable of delivering service excellence.	The percentage of the municipality's personnel budget actually spent on implementing its Workplace Skills Plan by 30 June in terms of the WSDL Act. {(Actual amount spent on training/total personnel budget)x100}	% of the personnel budget spent on training	All		Report from financial system	1.00%	1.00%	0.00%	0.00%	0.00%	1.00%
TL2	Good Governance and Public Participation	To ensure good governance	To create a culture of good governance	Implement 85% of the RBAP for 2020/21 by 30 June {(Number of audits and tasks completed for the period/ Number of audits and tasks identified in the RBAP }x100}	% of audits and tasks completed in terms of the RBAP	All		Quarterly Internal Audit progress report to the MM and Audit Committee	81.10%	85.00%	10.00%	30.00%	50.00%	85.00%
TL3	Local Economic Development	To promote local economic development in the Cape Agulhas Municipal Area	To create an enabling environment for economic growth and development	Create FTE's through government expenditure with the EPWP by 30 June	Number of FTE's created	All		Provincial report issued	118	100	0	0	0	100
TL4	Municipal Transformation and Institutional Development	To ensure institutional sustainability	To create an administration capable of delivering service excellence.	Number of people from employment equity target groups employed in vacancies on the three highest levels of management in compliance with a	Number of people from employment equity target groups employed in vacancies that arise in the	All		Letter of appointment	1	1	0	0	0	1

CAPE AGULHAS MUNICIPALITY: SERVICE DELIVERY BUDGET IMPLEMENTATION PLAN (SDBIP): 2020/21

Ref	National KPA	Strategic goal	Strategic Objective	KPI Name	Unit of Measure	Ward	Risk	Source of Evidence	Baseline	Q1	Q2	Q3	Q4
										Target	Target	Target	Target
				municipality's approved employment equity plan for the financial year	three highest levels of management								
TL5	Local Economic Development	To promote local economic development in the Cape Agulhas Municipal Area	To create an enabling environment for economic growth and development	Host an economic development summit to promote the Cape Agulhas Municipal Area by 30 March	Number of Economic Development summits held	All		Attendance register	0	0	1	0	0
TL6	Basic Service Delivery	To ensure access to equitable affordable and sustainable municipal services for all citizens	Provision of equitable quality basic services to all households	Number of formal residential properties that receive piped water that is connected to the municipal water infrastructure network and billed for the service as at 30 June	Number of formal residential properties which are billed for water	All		Report generated from the financial system	8 805	8 805	8 805	8 805	8 805
TL7	Basic Service Delivery	To ensure access to equitable affordable and sustainable municipal services for all citizens	Provision of equitable quality basic services to all households	Number of formal residential properties connected to the municipal electrical infrastructure network (credit and prepaid electrical metering)(Excluding Eskom areas) and billed for the service as at 30 June	Number of formal residential properties which are billed for electricity or have prepaid meters (Excluding Eskom areas)	All		Report generated from the financial system	8 904	8 904	8 904	8 904	8 904
TL8	Basic Service Delivery	To ensure access to equitable affordable and sustainable	Provision of equitable quality basic services to all households	Number of formal residential properties connected to the municipal waste water	Number of residential properties which are billed for sewerage	All		Report generated from the financial system	8 982	8 982	8 982	8 982	8 982

CAPE AGULHAS MUNICIPALITY: SERVICE DELIVERY BUDGET IMPLEMENTATION PLAN (SDBIP): 2020/21

Ref	National KPA	Strategic goal	Strategic Objective	KPI Name	Unit of Measure	Ward	Risk	Source of Evidence	Baseline	Annual Target	Q1 Target	Q2 Target	Q3 Target	Q4 Target
		municipal services for all citizens		sanitation/sewage network for sewerage service (inclusive of septic tanks), irrespective of the number of water closets (toilets) and billed for the service as at 30 June										
TL 9	Basic Service Delivery	To ensure access to equitable affordable and sustainable municipal services for all citizens	Provision of equitable quality basic services to all households	Number of formal residential properties for which refuse is removed once per week and billed for the service as at 30 June	Number of formal residential properties which are billed for refuse removal	All		Report generated from the financial system	8 960	8 960	8 960	8 960	8 960	8 960
TL 10	Basic Service Delivery	To ensure access to equitable affordable and sustainable municipal services for all citizens	Provision of equitable quality basic services to all households	Provide 6kl free basic water per month to all formal households during the financial year	Number of formal Households receiving free basic water	All		Report generated from the financial system	8 805	8 805	8 805	8 805	8 805	8 805
TL 11	Basic Service Delivery	To ensure access to equitable affordable and sustainable municipal services for all citizens	Provision of equitable quality basic services to all households	Provide 50 kwh free basic electricity per month to registered indigent / poor households in terms of the equitable share requirements during the financial year	Number of registered indigent / poor households receiving free basic electricity in terms of Councils indigent policy	All		Report generated from the financial system on registered indigents.	3 001	3 001	3 001	3 001	3 001	3 001
TL 12	Basic Service Delivery	To ensure access to equitable affordable	Provision of equitable quality basic services to all households	Provide free basic sanitation and refuse to registered indigent / poor	Number of registered indigent / poor households	All		Report generated from the financial system	3 001	3 001	3 001	3 001	3 001	3 001

CAPE AGULHAS MUNICIPALITY: SERVICE DELIVERY BUDGET IMPLEMENTATION PLAN (SDBIP): 2020/21

Ref	National KPA	Strategic goal	Strategic Objective	KPI Name	Unit of Measure	Ward	Risk	Source of Evidence	Baseline	Annual Target	Q1 Target	Q2 Target	Q3 Target	Q4 Target
		and sustainable municipal services for all citizens	services to all households	households in terms of the equitable share requirements during the financial year	receiving free basic sanitation and refuse in terms of Councils indigent policy			system on registered indigents.						
TL 13	Municipal Financial Viability and Management	To improve the financial viability of the Municipality and ensure its long term financial sustainability	To provide effective financial, asset and procurement management	The percentage of the municipality's capital budget actually spent on capital projects by 30 June{(Actual amount spent on projects /Total amount budgeted for capital projects)X100}	% of the municipal capital budget spent	All	Financial viability	Report generated from the financial system	95.48%	95.00%	20.00%	50.00%	75.00%	95.00%
TL 14	Municipal Financial Viability and Management	To improve the financial viability of the Municipality and ensure its long term financial sustainability	To provide effective financial, asset and procurement management	Financial viability measured in terms of the municipality's ability to meet its service debt obligations as at 30 June (Short Term Borrowing + Bank Overdraft + Short Term Lease + Long Term Borrowing + Long Term Lease) / Total Operating Rev	% Debt to Revenue	All	Financial viability	Annual Financial Statements and calculation sheet	11.06%	15.00%	15.00%	15.00%	15.00%	15.00%
TL 15	Municipal Financial Viability and Management	To improve the financial viability of the Municipality and ensure its long term financial sustainability	To provide effective financial, asset and procurement management	Financial viability measured in terms of the outstanding service debtors as at 30 June (Total outstanding service debtors/ revenue received for services) (Target is maximum))	% Service debtors to revenue	All	Financial viability	Annual Financial Statements and calculation sheet	0.27%	10.00%	0.00%	0.00%	0.00%	10.00%

CAPE AGULHAS MUNICIPALITY: SERVICE DELIVERY BUDGET IMPLEMENTATION PLAN (SDBIP): 2020/21

Ref	National KPA	Strategic goal	Strategic Objective	KPI Name	Unit of Measure	Ward	Risk	Source of Evidence	Baseline	Annual Target	Q1 Target	Q2 Target	Q3 Target	Q4 Target
TL 16	Municipal Financial Viability and Management	To improve the financial viability of the Municipality and ensure its long term financial sustainability	To provide effective financial, asset and procurement management	Financial viability measured in terms of the available cash to cover fixed operating expenditure as at 30 June ((Cash and Cash Equivalents - Unspent Conditional Grants - Overdraft) + Short Term Investment) / Monthly Fixed Operational Expenditure excl	Cost coverage	All	Financial viability	Annual Financial Statements and calculation sheet	3.66	1.5	0	0	0	1.5
TL 17	Municipal Financial Viability and Management	To improve the financial viability of the Municipality and ensure its long term financial sustainability	To provide effective financial, asset and procurement management	Achieve a debtors payment percentage of at least 90% by 30 June {(Gross Debtors opening Balance + Billed Revenue - Gross Debtors closing Balance - Bad Debts Written Off)/(Billed Revenue) x 100}	% debtors payment ratio achieved	All	Financial viability	Annual financial statements and calculation sheet	96.50%	90.00%	90.00%	90.00%	90.00%	90.00%
TL 18	Good Governance and Public Participation	To ensure good governance	To create a culture of public participation and empower communities to participate in the affairs of the Municipality	Spend 95% of the budget allocated for the implementation of the SMART CITY Concept by 30 June	% of the financial years project budget spent	All		Report generated from the financial system	95.00%	95.00%	5.00%	50.00%	55.00%	95.00%
TL 19	Local Economic Development	To promote local economic development in the Cape Agulhas	To promote tourism in the Municipal Area	Obtain full Blue Flag status for Duiker Beach Struisbaai by 30 December	Number of beaches for which full blue flag status is achieved.	5		Full Blue flag status certificate	1	0	1	0	0	0

CAPE AGULHAS MUNICIPALITY: SERVICE DELIVERY BUDGET IMPLEMENTATION PLAN (SDBIP): 2020/21

Ref	National KPA	Strategic goal	Strategic Objective	KPI Name	Unit of Measure	Ward	Risk	Source of Evidence	Baseline	Annual Target	Q1 Target	Q2 Target	Q3 Target	Q4 Target
TL 20	Financial Viability and Management	Municipal Area To improve the financial viability of the Municipality and ensure its long term financial sustainability	To provide effective financial, asset and procurement management	Spend 95% of the total approved management services capital budget by 30 June	% of management services budget spent	All		Report generated from the financial system	95.00%	2.00%	45.00%	62.00%	95.00%	95.00%
TL 21	Basic Service Delivery	To ensure access to equitable affordable and sustainable municipal services for all citizens	Development of sustainable vibrant human settlements	Revise the Human Settlement Plan and submit to Council by 30 June	Revised Human Settlement Plan submitted to Council	All	Illegal Erection of Informal Structures and Land invasions	Agenda of Council meeting where revised plan is submitted.	1	0	0	0	1	1
TL 22	Basic Service Delivery	To create a safe and healthy environment for all citizens and visitors to the Cape Agulhas Municipality	To promote social and youth development	Host a youth summit for the youth of the Cape Agulhas Municipal Area by 30 March	Number of youth summits held	All		Attendance of register of participants	1	0	0	1	0	0
TL 23	Basic Service Delivery	To create a safe and healthy environment for all citizens and visitors to the Cape Agulhas Municipality	To create and maintain a safe and healthy environment	Submit quarterly reports to the Management Services Portfolio Committee on the activities of the Community Police Forums in all towns	Number of reports submitted	All	Protest action / Civil unrest	Agenda of Portfolio Committee agendas	4	1	1	1	1	1
TL 24	Municipal Financial	To improve the financial viability of	To provide effective financial, asset	95% of the roads and storm water capital budget spent	% of roads and storm water	All		Report from financial system	97.00%	95.00%	15.00%	60.00%	95.00%	95.00%

CAPE AGULHAS MUNICIPALITY: SERVICE DELIVERY BUDGET IMPLEMENTATION PLAN (SDBIP): 2020/21

Ref	National KPA	Strategic goal	Strategic Objective	KPI Name	Unit of Measure	Ward	Risk	Source of Evidence	Baseline	Annual Target	Q1 Target	Q2 Target	Q3 Target	Q4 Target
	Viability and Management	the Municipality and ensure its long term financial sustainability	and procurement management	by 30 June {(Actual expenditure divided by the total approved roads and stormwater capital budget) x 100}	capital budget spent									
TL 25	Municipal Financial Viability and Management	To improve the financial viability of the Municipality and ensure its long term financial sustainability	To provide effective financial, asset and procurement management	95% of the approved refuse removal capital budget spent by 30 June{(Actual expenditure divided by the total approved refuse removal capital budget) x 100}	% of refuse removal capital budget spent	All	Non-adherence to Restrictive Conditions (Landfill Sites)	Report from financial system	95.00%	95.00%	0.00%	15.00%	15.00%	95.00%
TL 26	Municipal Financial Viability and Management	To improve the financial viability of the Municipality and ensure its long term financial sustainability	To provide effective financial, asset and procurement management	95% of the approved water capital budget spent by 30 June {(Actual expenditure divided by the total approved water capital budget) x 100}	% of water capital budget spent	All	Inadequate Provision of water supply	Report from financial system	77.28%	95.00%	15.00%	70.00%	80.00%	95.00%
TL 27	Municipal Financial Viability and Management	To improve the financial viability of the Municipality and ensure its long term financial sustainability	To provide effective financial, asset and procurement management	Limit unaccounted for water to less than 15% by 30 June {(Number of Kiloliters Water Purchased or Purified - Number of Kiloliters Water Sold (incl free basic water) / Number of Kiloliters Water Purchased or Purified /100}	% unaccounted water	All		Annual Financial Statements, monthly water balance and calculation sheet	13.80%	15.00%	15.00%	15.00%	15.00%	15.00%
TL 28	Good Governance and Public Participation	To ensure good governance	To create a culture of good governance	95% of water samples comply with SANS241 micro biological indicators	% of water samples compliant	All		Lab results	95.00%	95.00%	95.00%	95.00%	95.00%	95.00%

CAPE AGULHAS MUNICIPALITY: SERVICE DELIVERY BUDGET IMPLEMENTATION PLAN (SDBIP): 2020/21

Ref	National KPA	Strategic goal	Strategic Objective	KPI Name	Unit of Measure	Ward	Risk	Source of Evidence	Baseline	Annual Target	Q1 Target	Q2 Target	Q3 Target	Q4 Target
TL 29	Good Governance and Public Participation	To ensure good governance	To create a culture of good governance	{(Number of water samples that comply with SANS241 indicators/Number of water samples tested)x100} 65% average compliance of the Bredasdorp WWTW water quality to SANS 241 for the financial year	% average compliance of the quarterly waste water test results	All		Lab results	62.02%	50.00%	50.00%	60.00%	65.00%	65.00%
TL 30	Municipal Financial Viability and Management	To improve the financial viability of the Municipality and ensure its long term financial sustainability	To provide effective financial, asset and procurement management	Limit unaccounted for electricity to less than 6.5% by 30 June {(Number of Purchased and/or Generated - Number of Electricity Units Sold (incl Free basic electricity)) / Number of Electricity Units Purchased and/or Generated} X 100}	% unaccounted electricity	All		Monthly account from Eskom, Report from the financial system and SYNTEL installations statistic report and sales statistics report	8.00%	8.00%	8.00%	8.00%	8.00%	8.00%
TL 31	Municipal Financial Viability and Management	To improve the financial viability of the Municipality and ensure its long term financial sustainability	To provide effective financial, asset and procurement management	95% of the electricity capital budget spent by 30 June {(Actual expenditure divided by the total approved capital budget) x 100}	% of electricity capital budget spent	All		Report from financial system	92.56%	95.00%	10.00%	60.00%	90.00%	95.00%
TL 32	Basic Service Delivery	To ensure access to equitable affordable and sustainable	To maintain infrastructure and undertake development of bulk infrastructure to	Spend 95% of the available budget for the upgrade of the Bredasdorp WWTW by 30 June	% of project budget spent	3		Report from financial system	0.00%	95.00%	30.00%	50.00%	70.00%	95.00%

CAPE AGULHAS MUNICIPALITY: SERVICE DELIVERY BUDGET IMPLEMENTATION PLAN (SDBIP): 2020/21

Ref	National KPA	Strategic goal	Strategic Objective	KPI Name	Unit of Measure	Ward	Risk	Source of Evidence	Baseline	Annual Target	Q1 Target	Q2 Target	Q3 Target	Q4 Target
TL 33	Basic Service Delivery	municipal services for all citizens To ensure access to equitable affordable and sustainable municipal services for all citizens	ensure sustainable service delivery. To provide community facilities and services	Spent 95% of the available budget (grant) for the implementation of the RSEP/ VPUU Programme by 30 June	% of grant allocation for financial year spent	2		Report from financial system	0.00%	95.00%	0.00%	0.00%	60.00%	95.00%

CAPE AGULHAS MUNICIPALITY: SERVICE DELIVERY BUDGET IMPLEMENTATION PLAN (SDBIP): 2020/21

7 REVENUE AND EXPENDITURE
7.1 MONTHLY PROJECTIONS OF REVENUE BY SOURCE AND EXPENDITURE BY TYPE

Description	Budget Year 2020/21												Medium Term Revenue and Expenditure Framework			
	July	August	Sept.	October	November	December	January	February	March	April	May	June	Budget Year 2020/21	Budget Year +1 2021/22	Budget Year +2 2022/23	
Revenue By Source																
Property rates	22 218	4 713	4 713	4 713	4 713	4 713	4 713	4 713	4 713	4 713	4 713	4 713	74 061	79 271	84 847	
Service charges - electricity revenue	11 412	11 990	12 482	12 224	11 149	12 303	10 033	10 721	11 135	11 277	12 424	9 307	136 457	143 553	156 329	
Service charges - water revenue	2 298	2 360	2 407	2 381	2 484	2 823	2 599	2 767	2 893	2 649	2 652	1 866	30 178	32 291	34 551	
Service charges - sanitation revenue	1 029	1 036	1 079	1 056	1 112	1 237	915	1 007	1 018	1 127	1 055	996	12 669	13 556	14 505	
Service charges - refuse revenue	1 579	1 579	1 579	1 579	1 578	1 578	1 628	1 592	1 579	1 579	1 579	1 611	19 041	20 370	21 791	
Rental of facilities and equipment	46	64	171	237	80	96	238	46	68	71	42	38	1 200	1 284	1 374	
Interest earned - external investments	84	230	271	269	281	121	380	305	276	386	446	251	3 300	3 531	3 778	
Interest earned - outstanding debtors	72	129	136	147	159	176	170	178	184	147	173	168	1 839	1 968	2 105	
Dividends received	-	-	-	-	-	-	-	-	-	-	-	-	-	-	-	
Fines, penalties and forfeits	1 078	901	1 067	529	865	1 119	1 316	1 424	1 141	807	742	1 428	12 419	13 288	14 218	
Licences and permits	2	2	2	3	2	2	2	2	2	2	2	2	25	27	29	
Agency services	312	210	261	394	186	300	128	286	302	202	245	295	3 121	3 340	3 573	
Transfers and subsidies	18 429	2 208	2 208	2 208	18 429	2 208	2 208	2 208	18 429	2 208	2 208	2 151	75 102	65 201	67 102	
Other revenue	324	1 645	952	972	1 114	1 459	910	426	388	504	1 049	889	10 633	11 235	11 998	
Gains	-	-	-	-	-	-	-	-	-	-	-	-	-	-	-	
Total Revenue (excluding capital transfers and contributions)	58 885	27 068	27 328	26 710	42 153	28 136	25 241	25 676	42 128	25 672	27 329	23 717	380 044	388 912	416 201	
Expenditure By Type																
Employee related costs	12 446	12 446	12 446	12 446	12 446	12 446	12 446	12 446	12 446	12 446	12 446	12 446	149 348	156 055	164 985	
Remuneration of councillors	503	503	503	503	503	503	503	503	503	503	503	503	6 034	6 324	6 632	
Debt impairment	825	825	825	825	825	825	825	825	825	825	825	825	9 904	10 470	11 072	
Depreciation & asset impairment	947	947	947	947	947	947	947	947	947	947	947	947	11 369	11 919	12 495	

7.2 MONTHLY PROJECTIONS OF REVENUE AND EXPENDITURE BY VOTE

Description	Budget Year 2020/21												Medium Term Revenue and Expenditure Framework			
	July	August	Sept.	October	November	December	January	February	March	April	May	June	Budget Year 2020/21	Budget Year +1 2021/22	Budget Year +2 2022/23	
Revenue by Vote																
Vote 1 - Executive and Council	10 944	233	373	400	11 034	370	316	278	11 344	279	296	517	36 384	36 851	38 993	
Vote 2 - Financial Services & ICT	22 721	5 278	5 296	5 298	5 550	5 223	5 422	5 347	5 579	5 395	5 516	5 343	81 968	86 950	92 933	
Vote 3 - Corporate Services	-	-	-	-	-	-	-	-	-	-	-	-	-	-	-	
Vote 4 - Management Services	8 439	4 270	4 000	3 623	8 684	4 449	4 092	3 975	8 552	3 339	3 711	4 281	61 415	52 242	54 698	
Vote 5 - Engineering Services	17 018	17 797	18 743	18 258	17 334	19 448	15 690	17 374	19 619	17 799	19 074	16 513	214 666	226 291	244 242	
Total Revenue by Vote	59 120	27 578	28 413	27 579	42 602	29 489	25 521	26 975	45 094	26 813	28 596	26 655	394 433	402 334	430 866	
Expenditure by Vote to be appropriated																
Vote 1 - Executive and Council	3 554	3 794	3 812	4 155	3 869	4 484	3 684	3 955	3 938	4 328	4 210	4 106	47 891	48 251	50 773	
Vote 2 - Financial Services & ICT	4 553	4 861	4 846	5 314	4 994	5 929	4 597	5 086	5 050	5 749	5 446	5 363	61 788	64 406	67 771	
Vote 3 - Corporate Services	-	-	-	-	-	-	-	-	-	-	-	-	-	-	-	
Vote 4 - Management Services	6 303	6 738	6 579	7 341	7 061	8 903	5 924	7 120	7 016	8 720	7 747	8 350	87 802	79 465	83 106	
Vote 5 - Engineering Services	14 884	15 247	15 192	15 815	15 458	16 832	14 759	15 543	15 503	16 613	16 056	16 240	188 143	197 612	211 700	
Total Expenditure by Vote	29 296	30 640	30 428	32 625	31 382	36 148	28 964	31 704	31 507	35 410	33 460	34 059	385 623	389 734	413 349	
Surplus/(Deficit) before assoc.	29 825	(3 062)	(2 015)	(5 046)	11 220	(6 659)	(3 444)	(4 730)	13 587	(8 598)	(4 864)	(7 405)	8 810	12 600	17 517	
Taxation																
Attributable to minorities																
Share of surplus/ (deficit) of associate																
Surplus/(Deficit)	29 825	(3 062)	(2 015)	(5 046)	11 220	(6 659)	(3 444)	(4 730)	13 587	(8 598)	(4 864)	(7 405)	8 810	12 600	17 517	

(Budget Schedule SA 26)

CAPE AGULHAS MUNICIPALITY: SERVICE DELIVERY BUDGET IMPLEMENTATION PLAN (SDBIP): 2020/21

7.3 THREE YEAR CAPITAL PROGRAMME

R thousand	Function	Project Description	Own Strategic Objectives	2020/21 Medium Term Revenue & Expenditure Framework		
				Budget Year 2020/21	Budget Year +1 2021/22	Budget Year +2 2022/23
	Strategic Services	RSEP (DPLG) - Annene Booysen braai facilities & development		2 000	500	-
	Administration	Chair	SO1: To create a culture of good governance	4	-	-
	Administration	Improvements on recording system (council chambers)	SO3: To create an administration capable of delivering on service excellence.			
	Administration		SO3: To create an administration capable of delivering on service excellence.	25	-	-
	Socio & Economic Development	Outdoor Benches *2 for Thusong centre	SO11: To promote social and youth development	6	-	-
	Revenue Management	3x Chairs	SO6: To provide effective financial, asset and procurement management	5	3	-
	Supply Chain Management	Steel Shelving	SO6: To provide effective financial, asset and procurement management	27	-	-
	Supply Chain Management	4X Stationary Steel Cupboard	SO6: To provide effective financial, asset and procurement management	-	4	4
	Workshop	Industrial Wet & Dry Vacuum Cleaner	SO8: To maintain infrastructure and undertake development of bulk infrastructure to ensure sustainable service delivery.	5	-	-
	Workshop	Pneumatic Equipment (Air Tools)	SO8: To maintain infrastructure and undertake development of bulk infrastructure to ensure sustainable service delivery.	15	-	-
	Information Systems	New PC's	SO3: To create an administration capable of delivering on service excellence.	15	50	65
	Information Systems	UPS small (Offices)	SO3: To create an administration capable of delivering on service excellence.	10	9	15
	Information Systems	Rack mount UPS	SO3: To create an administration capable of delivering on service excellence.	-	-	17
	Information Systems	Smart city project	SO3: To create an administration capable of delivering on service excellence.	2 000	2 500	2 750
	Information Systems	New Laptops	SO3: To create an administration capable of delivering on service excellence.	56	50	50
	Information Systems	Projector	SO3: To create an administration capable of delivering on service excellence.	-	7	-
	Information Systems	External HDD	SO3: To create an administration capable of delivering on service excellence.	8	9	9
	Information Systems	Switch POE	SO3: To create an administration capable of delivering on service excellence.	75	-	150
	Information Systems	Switch Cabinet (x2)	SO3: To create an administration capable of delivering on service excellence.	-	-	8
	Information Systems	Two Way Radios	SO3: To create an administration capable of delivering on service excellence.	14	16	15
	Information Systems	Small Tools	SO3: To create an administration capable of delivering on service excellence.	2	3	3
	Information Systems	Replacement PC's	SO3: To create an administration capable of delivering on service excellence.	-	-	-
	Information Systems	Replacement PC's	SO3: To create an administration capable of delivering on service excellence.	225	340	370
	Information Systems	Screens Replace	SO3: To create an administration capable of delivering on service excellence.	-	-	-
	Information Systems	Screens Replace	SO3: To create an administration capable of delivering on service excellence.	13	20	13
	Information Systems	Replacement Laptops	SO3: To create an administration capable of delivering on service excellence.	185	125	280
	Information Systems	Servers	SO3: To create an administration capable of delivering on service excellence.	220	-	300
	Protective Services	Projector & Screen	SO12: To create and maintain a safe and healthy environment	-	-	20
	Protective Services	Cordless answer set	SO12: To create and maintain a safe and healthy environment	2	-	-
	Protective Services	Fencing: Test Yard	SO12: To create and maintain a safe and healthy environment	-	100	-
	Protective Services	4x Drawers Filing Cabinet (L/L & D/L)	SO12: To create and maintain a safe and healthy environment	4	-	-
	Protective Services	10L URN	SO12: To create and maintain a safe and healthy environment	5	-	-
	Protective Services	20 Chairs & 20 Tables (replacement)	SO12: To create and maintain a safe and healthy environment	20	20	-
	Protective Services	Container - Social assistance (Disaster mgt)	SO12: To create and maintain a safe and healthy environment	-	-	100
	Protective Services	Hands Free Answering Headset	SO12: To create and maintain a safe and healthy environment	-	3	-
	Traffic & Law Enforcement	Vehicles: x1 Mini-Bus (Law Enforcement)	SO12: To create and maintain a safe and healthy environment	-	450	-

CAPE AGULHAS MUNICIPALITY: SERVICE DELIVERY BUDGET IMPLEMENTATION PLAN (SDBIP): 2020/21

R thousand	Function	Project Description	Own Strategic Objectives	2020/21 Medium Term Revenue & Expenditure Framework		
				Budget Year 2020/21	Budget Year +1 2021/22	Budget Year +2 2022/23
	Traffic & Law Enforcement	1x Bicycle Trailer (Law Enforcement)		150	-	
	Traffic & Law Enforcement	1x Roadblock Trailer (Traffic)		80	-	
	Traffic & Law Enforcement	2x Generators (Roadblock & Kiosk Trailers)		15	-	
	Traffic Licencing & Vehicle Testing Station	Note Counter	5	5	-	
	Traffic Licencing & Vehicle Testing Station	Hydraulic Play Detector Plates	130	-	-	
	Traffic Licencing & Vehicle Testing Station	Renovating of Vehicle testing area	35	-	-	
	Traffic Licencing & Vehicle Testing Station	Buildings - Renovation of reception area (Entrance)	100	-	-	
	Traffic Licencing & Vehicle Testing Station	Two Way Radios	25	25	25	
	Environmental Services	Mobile Animal Dip Bath - trailer	-	-	50	
	Human Settlements	Chair	4	-	-	
	Public Services	Office Equipment / Furniture	10	10	-	
	Buildings and Commonage	Airconditioners (Replacement) x3	30	30	-	
	Buildings and Commonage	Furniture - Community Halls (replacement)	100	100	100	
	Buildings and Commonage	Carpet Extraction Unit	-	7	-	
	Buildings and Commonage	Avanza minibus / "Similar" - Cleaning services	260	-	-	
	Parks and Sports Facilities	3 x FS450 Brushcutter	165	-	-	
	Parks and Sports Facilities	Beautification of entrance to towns	300	-	-	
	Parks and Sports Facilities	Construction Soccer Field (Napier)	1 200	600	-	
	Parks and Sports Facilities	1 x FS450 Brushcutter (weed)	-	15	-	
	Parks and Sports Facilities	Blower Mower & "Bossie slaner"	110	-	-	
	Parks and Sports Facilities	Goalpost nets - Zwellitsha	40	-	-	
	Beaches & Holiday Resorts	Furniture at Resorts	60	50	50	
	Beaches & Holiday Resorts	Replace vehicle - Waenhuiskrans Resort	-	230	-	
	Beaches & Holiday Resorts	Replace vehicle - L'Agulhas Resort	230	-	-	
	Beaches & Holiday Resorts	Upgrading of steps at swim area - Bikini Beach	-	200	240	
	Library Services	Aircon - Struisbaai	-	40	-	
	Library Services	Fencing Galvanised - Elim	-	-	250	
	Library Services	Extra shelving, furniture Arniston	15	-	-	
	Library Services	Klein yskasse Proteem & Klipdale	6	-	-	
	Library Services	Furniture Hall chairs and tables (Bredasdorp)	15	-	-	
	Library Services	Aircon Nuwerus	20	-	-	
	Water: Distribution	Replace old Water Mains	500	500	1 500	
	Water: Distribution	Bulk Water Meters - Replacement	500	-	-	
	Water: Distribution	Reservoir and Pump Station Safety [Fencing]	-	250	250	

CAPE AGULHAS MUNICIPALITY: SERVICE DELIVERY BUDGET IMPLEMENTATION PLAN (SDBIP): 2020/21

R thousand	Function	Project Description	Own Strategic Objectives	2020/21 Medium Term Revenue & Expenditure Framework		
				Budget Year 2020/21	Budget Year +1 2021/22	Budget Year +2 2022/23
	Water: Distribution	Refurbishment of Bredasdorp WTW	SO8: To maintain infrastructure and undertake development of bulk infrastructure to ensure sustainable service delivery.	–	350	350
	Water: Distribution	Water Treatment Instrumentation	SO8: To maintain infrastructure and undertake development of bulk infrastructure to ensure sustainable service delivery.	100	–	–
	Water: Distribution	Replacement of Rising Main in L'Agulhas	SO8: To maintain infrastructure and undertake development of bulk infrastructure to ensure sustainable service delivery.	2 500	–	–
	Water: Distribution	Upgrade Struisbaai Bulk Water Infrastructure	SO8: To maintain infrastructure and undertake development of bulk infrastructure to ensure sustainable service delivery.	–	–	500
	Water: Distribution	Upgrade and replace Bulk Water Meters	SO8: To maintain infrastructure and undertake development of bulk infrastructure to ensure sustainable service delivery.	60	60	–
	Sewerage Services	Sewerage pipe replacement	SO8: To maintain infrastructure and undertake development of bulk infrastructure to ensure sustainable service delivery.	500	–	–
	Sewerage Services	Refurbishment of Struisbaai Noord Sewer Pumpstation	SO8: To maintain infrastructure and undertake development of bulk infrastructure to ensure sustainable service delivery.	–	500	–
	Sewerage Services	Bredasdorp, Struisbaai, Napier and Arniston Sewer Screen Structure and associate works	SO8: To maintain infrastructure and undertake development of bulk infrastructure to ensure sustainable service delivery.	250	250	250
	Sewerage Services	Refurbish Sewer Pumpstation Napier and associated works	SO8: To maintain infrastructure and undertake development of bulk infrastructure to ensure sustainable service delivery.	500	–	–
	Sewerage Services	Replacement Vacuum Tank - CS1577	SO8: To maintain infrastructure and undertake development of bulk infrastructure to ensure sustainable service delivery.	100	–	–
	Sewerage Services: Treatment	Rehab Waste Water Treatment Works	SO8: To maintain infrastructure and undertake development of bulk infrastructure to ensure sustainable service delivery.	4 479	–	–
	Sewerage Services: Treatment	Rehab Waste Water Treatment Works	SO8: To maintain infrastructure and undertake development of bulk infrastructure to ensure sustainable service delivery.	27 081	–	–
	Refuse Removal Services	Wheellie bins	SO12: To create and maintain a safe and healthy environment	380	–	–
	Refuse Removal Services: Landfill Sites	Compactor	SO12: To create and maintain a safe and healthy environment	1 800	–	–
	Streets & Stormwater	Bdorp RDP - Upgrade Roads	SO8: To maintain infrastructure and undertake development of bulk infrastructure to ensure sustainable service delivery.	4 911	9 821	11 333
	Streets & Stormwater	Construction Mossel Street Struisbaai	SO8: To maintain infrastructure and undertake development of bulk infrastructure to ensure sustainable service delivery.	–	200	–
	Streets & Stormwater	Construction Re-unie Street Napier	SO8: To maintain infrastructure and undertake development of bulk infrastructure to ensure sustainable service delivery.	–	600	600
	Streets & Stormwater	Construction Viljoen Street Bredasdorp	SO8: To maintain infrastructure and undertake development of bulk infrastructure to ensure sustainable service delivery.	–	300	–
	Streets & Stormwater	Construction Roux Street Bredasdorp	SO8: To maintain infrastructure and undertake development of bulk infrastructure to ensure sustainable service delivery.	500	–	–
	Streets & Stormwater	Stormwater-Rand / Sabat str- Bredasdorp	SO8: To maintain infrastructure and undertake development of bulk infrastructure to ensure sustainable service delivery.	500	–	–
	Streets & Stormwater	Stormwater - Master pl -Napier	SO8: To maintain infrastructure and undertake development of bulk infrastructure to ensure sustainable service delivery.	–	–	200
	Streets & Stormwater	Storm Water Master pl - SBay	SO8: To maintain infrastructure and undertake development of bulk infrastructure to ensure sustainable service delivery.	–	200	250

CAPE AGULHAS MUNICIPALITY: SERVICE DELIVERY BUDGET IMPLEMENTATION PLAN (SDBIP): 2020/21

R thousand	Function	Project Description	Own Strategic Objectives	2020/21 Medium Term Revenue & Expenditure Framework		
				Budget Year 2020/21	Budget Year +1 2021/22	Budget Year +2 2022/23
	Streets & Stormwater	Stormwater Master pl - Bdorp	SO8: To maintain infrastructure and undertake development of bulk infrastructure to ensure sustainable service delivery.	-	500	250
	Streets & Stormwater	Stormwater Master pl - Agulhas	SO8: To maintain infrastructure and undertake development of bulk infrastructure to ensure sustainable service delivery.	-	-	200
	Streets & Stormwater	Reseal of Roads CAM	SO8: To maintain infrastructure and undertake development of bulk infrastructure to ensure sustainable service delivery.	1 500	1 500	2 000
	Streets & Stormwater	Struisbay Industrial Services (Roads/Stormwater)	SO8: To maintain infrastructure and undertake development of bulk infrastructure to ensure sustainable service delivery.	800	-	-
	Streets & Stormwater	Upgrade Road to Landfill Site Bredasdorp & Struisbay	SO8: To maintain infrastructure and undertake development of bulk infrastructure to ensure sustainable service delivery.	300	300	-
	Streets & Stormwater	Rehabilitation of Buitekant Street, Bredasdorp	SO8: To maintain infrastructure and undertake development of bulk infrastructure to ensure sustainable service delivery.	-	-	2 000
	Streets & Stormwater	Construction of Gazania Crecent, SB	SO8: To maintain infrastructure and undertake development of bulk infrastructure to ensure sustainable service delivery.	-	-	350
	Streets & Stormwater	2x Paving breakers	SO8: To maintain infrastructure and undertake development of bulk infrastructure to ensure sustainable service delivery.	20	20	-
	Streets & Stormwater	10x Portable Radios	SO8: To maintain infrastructure and undertake development of bulk infrastructure to ensure sustainable service delivery.	25	25	-
	Streets & Stormwater	2x Concrete Mixers	SO8: To maintain infrastructure and undertake development of bulk infrastructure to ensure sustainable service delivery.	10	10	-
	Streets & Stormwater	Barriers and stabilisation Spookdraai	SO8: To maintain infrastructure and undertake development of bulk infrastructure to ensure sustainable service delivery.	250	-	-
	Streets & Stormwater	1x Cutter	SO8: To maintain infrastructure and undertake development of bulk infrastructure to ensure sustainable service delivery.	20	-	-
	Streets & Stormwater	Rehabilitation of lower Long Street	SO8: To maintain infrastructure and undertake development of bulk infrastructure to ensure sustainable service delivery.	-	750	750
	Streets & Stormwater	Informal trading area [Dirkie Uys / Plainstr]	SO8: To maintain infrastructure and undertake development of bulk infrastructure to ensure sustainable service delivery.	200	-	-
	Streets & Stormwater	Sidewalks [SBN]	SO8: To maintain infrastructure and undertake development of bulk infrastructure to ensure sustainable service delivery.	500	-	-
	Electricity Services	Extend Concrete washbay surface at store	SO8: To maintain infrastructure and undertake development of bulk infrastructure to ensure sustainable service delivery.	-	50	-
	Electricity Services	Bredasdorp	SO8: To maintain infrastructure and undertake development of bulk infrastructure to ensure sustainable service delivery.	-	3 660	1 380
	Electricity Services	OFFICE FURNITURE	SO8: To maintain infrastructure and undertake development of bulk infrastructure to ensure sustainable service delivery.	16	4	-
	Electricity Services	Master Plan *Struisbaai	SO8: To maintain infrastructure and undertake development of bulk infrastructure to ensure sustainable service delivery.	-	1 630	1 060
	Electricity Services	Fluke Multimeters	SO8: To maintain infrastructure and undertake development of bulk infrastructure to ensure sustainable service delivery.	-	6	6
	Electricity Services	Quality of Supply Meters	SO8: To maintain infrastructure and undertake development of bulk infrastructure to ensure sustainable service delivery.	56	112	118
	Electricity Services	Thermal Imager	SO8: To maintain infrastructure and undertake development of bulk infrastructure to ensure sustainable service delivery.	-	129	-

CAPE AGULHAS MUNICIPALITY: SERVICE DELIVERY BUDGET IMPLEMENTATION PLAN (SDBIP): 2020/21

R thousand	Function	Project Description	Own Strategic Objectives	2020/21 Medium Term Revenue & Expenditure Framework		
				Budget Year 2020/21	Budget Year +1 2021/22	Budget Year +2 2022/23
	Electricity Services	Switching Suits	SO8: To maintain infrastructure and undertake development of bulk infrastructure to ensure sustainable service delivery.	-	28	52
	Electricity Services	Electrification - Informal Set	SO8: To maintain infrastructure and undertake development of bulk infrastructure to ensure sustainable service delivery.	129	138	156
	Electricity Services	*Napier	SO8: To maintain infrastructure and undertake development of bulk infrastructure to ensure sustainable service delivery.	-	2 132	1 219
	Electricity Services	Tools	SO8: To maintain infrastructure and undertake development of bulk infrastructure to ensure sustainable service delivery.	28	35	35
	Electricity Services	CABLE LOCATOR	SO8: To maintain infrastructure and undertake development of bulk infrastructure to ensure sustainable service delivery.	-	133	-
	Electricity Services	Master Plan * L'Agulhas	SO8: To maintain infrastructure and undertake development of bulk infrastructure to ensure sustainable service delivery.	-	400	627
	Electricity Services	Change Transformers Minisubs	SO8: To maintain infrastructure and undertake development of bulk infrastructure to ensure sustainable service delivery.	536	571	639
	Electricity Services	Replace Med/Low Volt Overhead	SO8: To maintain infrastructure and undertake development of bulk infrastructure to ensure sustainable service delivery.	641	692	775
	Electricity Services	Master Plan *Waenhuiskrans / Arniston	SO8: To maintain infrastructure and undertake development of bulk infrastructure to ensure sustainable service delivery.	-	785	1 200
	Electricity Services	Integrated National Electrification Programme	SO8: To maintain infrastructure and undertake development of bulk infrastructure to ensure sustainable service delivery.	2 150	2 650	2 650
	Electricity Services	Diesel bower with pump ans meter:1000L	SO8: To maintain infrastructure and undertake development of bulk infrastructure to ensure sustainable service delivery.	69	-	-
	Electricity Services	Generator: Borehole 4-8 Struisbaai including booster pumps and one additional borehole 120KVA	SO8: To maintain infrastructure and undertake development of bulk infrastructure to ensure sustainable service delivery.	367	-	-
	Electricity Services	Generator: Borehole 1-3 Struisbaai: 65KVA	SO8: To maintain infrastructure and undertake development of bulk infrastructure to ensure sustainable service delivery.	245	-	-
	Electricity Services	Generator: Booster Pumps L'Agulhas: 50KVA	SO8: To maintain infrastructure and undertake development of bulk infrastructure to ensure sustainable service delivery.	220	-	-
	Electricity Services	Generator: Boreholes L'Agulhas: 60KVA	SO8: To maintain infrastructure and undertake development of bulk infrastructure to ensure sustainable service delivery.	245	-	-
	Electricity Services	Generator: Boreholes Suiderstrand: 25KVA	SO8: To maintain infrastructure and undertake development of bulk infrastructure to ensure sustainable service delivery.	135	-	-
	Electricity Services	Generator: Napier Sewer Pumps: 120KVA	SO8: To maintain infrastructure and undertake development of bulk infrastructure to ensure sustainable service delivery.	367	-	-
	Electricity Services	Generator: Ou Meule Sewer Pumps: 25KVA	SO8: To maintain infrastructure and undertake development of bulk infrastructure to ensure sustainable service delivery.	135	-	-
	Electricity Services	Generator: Bredasdorp Water Treatment Works: 120KVA	SO8: To maintain infrastructure and undertake development of bulk infrastructure to ensure sustainable service delivery.	367	-	-
	Electricity Services	Generator: Sewer Pumpstation 10 Struisbaai: 25KVA	SO8: To maintain infrastructure and undertake development of bulk infrastructure to ensure sustainable service delivery.	135	-	-
	Electricity Services	Generator: Mobile: 40KVA	SO8: To maintain infrastructure and undertake development of bulk infrastructure to ensure sustainable service delivery.	-	300	-

CAPE AGULHAS MUNICIPALITY: SERVICE DELIVERY BUDGET IMPLEMENTATION PLAN (SDBIP) : 2020/21

R thousand	Function	Project Description	Own Strategic Objectives	2020/21 Medium Term Revenue & Expenditure Framework		
				Budget Year 2020/21	Budget Year +1 2021/22	Budget Year +2 2022/23
	Electricity Services	Generator: Mobile: 60KVA	SO8: To maintain infrastructure and undertake development of bulk infrastructure to ensure sustainable service delivery.	-	345	-
	Electricity Services	Generator: Tourism Office: 20KVA	SO8: To maintain infrastructure and undertake development of bulk infrastructure to ensure sustainable service delivery.	-	135	-
	Electricity Services	Generator: Struisbaai Office: 30KVA	SO8: To maintain infrastructure and undertake development of bulk infrastructure to ensure sustainable service delivery.	155	-	-
	Electricity Services	Battery Cable Cutter	SO8: To maintain infrastructure and undertake development of bulk infrastructure to ensure sustainable service delivery.	-	27	-
	Electricity Services	Office: Workshop for Superintendents	SO8: To maintain infrastructure and undertake development of bulk infrastructure to ensure sustainable service delivery.	-	32	-
	Electricity Services: Street Lights	Street Lights - New	SO8: To maintain infrastructure and undertake development of bulk infrastructure to ensure sustainable service delivery.	333	373	408
	Building Control	High Back Chair	SO10: Development of sustainable vibrant human settlements	3	-	-
	Building Control	Cupboard	SO10: Development of sustainable vibrant human settlements	3	-	-
	Air Quality	Sensors (Replacement)	SO8: To maintain infrastructure and undertake development of bulk infrastructure to ensure sustainable service delivery.	60	60	-
	Air Quality	Noise measuring equipment	SO8: To maintain infrastructure and undertake development of bulk infrastructure to ensure sustainable service delivery.	10	10	-
	Parent Capital expenditure			62 490	36 337	35 992

(Budget Schedule SA 36)

CAPE AGULHAS MUNICIPALITY: SERVICE DELIVERY BUDGET IMPLEMENTATION PLAN (SDBIP): 2020/21

7.4 MONTHLY PROJECTIONS OF CAPITAL EXPENDITURE

FUNCTION	PROJECT	WARD	FUNDING SOURCE	BUDGET 2020/21	Jul-20	Aug-20	Sep-20	Oct-20	Nov-20	Dec-20	Jan-21	Feb-21	Mar-21	Apr-21	May-21	Jun-21
Strategic services	RSEP (DPLG) - Annene Booyesen braai facilities & development	3	RSEP	R2 000 000	R0	R0	R0	R0	R0	R0	R0	R0	R0	R0	R0	R0
Administration	Chairs	All	CRR	R4 000	R0	R0	R4 000	R0	R0	R0	R0	R0	R0	R0	R0	R0
Administration	Improvement on recording system (council chambers)	All	CRR	R25 000	R0	R0	R0	R25 000	R0	R0	R0	R0	R0	R0	R0	R0
Human Development	Refrigerator (Thusong hall) - replacement	2	CRR	R6 000	R0	R0	R6 000	R0	R0	R0	R0	R0	R0	R0	R0	R0
Revenue Management	3x Chairs	All	CRR	R5 000	R0	R0	R5 000	R0	R0	R0	R0	R0	R0	R0	R0	R0
Supply Chain	Steel Shelving	All	CRR	R26 565	R0	R0	R0	R26 565	R0	R0	R0	R0	R0	R0	R0	R0
Workshop	Industrial Wet & Dry Vacuum Cleaner	All	CRR	R4 500	R0	R4 500	R0	R0	R0	R0	R0	R0	R0	R0	R0	R0
Workshop	Pneumatic Equipment (Air Tools)	All	CRR	R14 500	R0	R0	R0	R14 500	R0	R0	R0	R0	R0	R0	R0	R0
ICT Unit	New PC's	All	CRR	R15 000	R0	R0	R15 000	R0	R0	R0	R0	R0	R0	R0	R0	R0
ICT Unit	New Laptops	All	FMG	R55 500	R0	R0	R55 500	R0	R0	R0	R0	R0	R0	R0	R0	R0
ICT Unit	Replacement PC's	All	FMG	R225 000	R0	R0	R225 000	R0	R0	R0	R0	R0	R0	R0	R0	R0
ICT Unit	Replacement Laptops	All	CRR	R185 000	R0	R0	R185 000	R0	R0	R0	R0	R0	R0	R0	R0	R0
ICT Unit	Screens New	All	FMG	R12 500	R0	R0	R12 500	R0	R0	R0	R0	R0	R0	R0	R0	R0
ICT Unit	UPS small (Offices)	All	CRR	R10 000	R0	R0	R10 000	R0	R0	R0	R0	R0	R0	R0	R0	R0
ICT Unit	Smart city project	All	CRR	R2 000 000	R0	R100 000	R0	R250 000	R0	R750 000	R0	R0	R0	R400 000	R0	R500 000

CAPE AGULHAS MUNICIPALITY: SERVICE DELIVERY BUDGET IMPLEMENTATION PLAN (SDBIP): 2020/21

FUNCTION	PROJECT	WARD	FUNDING SOURCE	BUDGET 2020/21	Sep-20	Oct-20	Nov-20	Dec-20	Jan-21	Feb-21	Mar-21	Apr-21	May-21	Jun-21
ICT Unit	External HDD	All	CRR	R8 400	R0	R0	R0	R0	R0	R0	R0	R0	R0	R0
ICT Unit	Switch POE	All	CRR	R75 000	R0	R0	R75 000	R0	R0	R0	R0	R0	R0	R0
ICT Unit	Two Way Radios	All	CRR	R14 000	R0	R0	R0	R14 000	R0	R0	R0	R0	R0	R0
ICT Unit	Plant and machinery - (Small tools)	All	CRR	R2 300	R0	R0	R0	R0	R0	R0	R0	R0	R0	R0
ICT Unit	Servers	All	CRR	R220 000	R0	R0	R0	R220 000	R0	R0	R0	R0	R0	R0
Protection services	Cordless answer set	All	CRR	R1 600	R0	R0	R0	R1 600	R0	R0	R0	R0	R0	R0
Protection services	4x Drawers Filing Cabinet (L/L & D/L)	All	CRR	R4 000	R0	R0	R0	R4 000	R0	R0	R0	R0	R0	R0
Protection services	10L Urn	All	CRR	R5 000	R0	R0	R0	R5 000	R0	R0	R0	R0	R0	R0
Protection services	20 Chairs & 20 Tables (replacement)	All	CRR	R20 000	R0	R0	R0	R0	R0	R20 000	R0	R0	R0	R0
Traffic licencing	Buildings - Renovation of reception area (Entrance)	All	CRR	R100 000	R0	R0	R0	R0	R0	R25 000	R40 000	R35 000	R0	R0
Traffic licencing	Note Counter	All	CRR	R5 000	R0	R0	R0	R5 000	R0	R0	R0	R0	R0	R0
Traffic licencing	Renovating of Vehicle testing area	All	CRR	R35 000	R0	R0	R0	R0	R0	R10 000	R10 000	R15 000	R0	R0
Traffic licencing	Hydraulic Play Detector plates	All	DONATION	R130 000	R0	R0	R0	R0	R0	R0	R130 000	R0	R0	R0
Traffic licencing	Two-Way Radios	All	CRR	R25 000	R0	R0	R0	R0	R0	R0	R25 000	R0	R0	R0
Housing	Chair	All	CRR	R3 500	R0	R0	R0	R0	R0	R0	R0	R0	R0	R0
Public services	Office Equipment / Furniture	All	CRR	R10 000	R0	R10 000	R0	R0	R0	R0	R0	R0	R0	R0
Building and Commonage	Airconditioners (Replacement)	All	CRR	R30 000	R0	R0	R0	R0	R0	R0	R0	R0	R0	R30 000
Building and	Furniture - Community	All	CRR	R100 000	R0	R0	R0	R100 000	R0	R0	R0	R0	R0	R0

CAPE AGULHAS MUNICIPALITY: SERVICE DELIVERY BUDGET IMPLEMENTATION PLAN (SDBIP): 2020/21

FUNCTION	PROJECT	WARD	FUNDING SOURCE	BUDGET 2020/21	Jul-20	Aug-20	Sep-20	Oct-20	Nov-20	Dec-20	Jan-21	Feb-21	Mar-21	Apr-21	May-21	Jun-21	
Commonage	Halls (replacement)																
Building and Commonage	Avanza minibus / "Similar" - Cleaning services	All	E/LOAN	R260 000	R0	R0	R0	R0	R260 000	R0	R0	R0	R0	R0	R0	R0	R0
Parks & Sport Facilities	Grass machine	All	CRR	R165 000	R0	R0	R0	R0	R0	R165 000	R0	R0	R0	R0	R0	R0	R0
Parks & Sport Facilities	Beautification of entrance to towns (Playparks)	All	CRR	R300 000	R0	R0	R0	R0	R150 000	R150 000	R0	R0	R0	R0	R0	R0	R0
Parks & Sport Facilities	Construction - Soccer Field (Napier)	1	CRR	R1 200 000	R0	R0	R0	R0	R0	R0	R0	R0	R240 000	R0	R0	R0	R960 000
Parks & Sport Facilities	Blower Mower & "Bossie slaner"	All	CRR	R110 000	R0	R0	R0	R0	R0	R110 000	R0	R0	R0	R0	R0	R0	R0
Parks & Sport Facilities	Goalpost nets - Zweitsha	3	CRR	R40 000	R0	R0	R0	R0	R0	R40 000	R0	R0	R0	R0	R0	R0	R0
Beaches & Holiday resort	Furniture at Resorts (replacement)	All	CRR	R60 000	R0	R0	R0	R0	R0	R0	R0	R0	R0	R0	R0	R0	R60 000
Beaches & Holiday resort	Replace vehicle - L'Agulhas Resort	All	E/LOAN	R230 000	R0	R0	R0	R0	R0	R230 000	R0	R0	R0	R0	R0	R0	R0
Library services	Extra shelving, furniture Arniston	All	LIBRARY	R15 000	R0	R0	R15 000	R0	R0	R0	R0	R0	R0	R0	R0	R0	R0
Library services	Small fridges Proteem & Klipdale	All	LIBRARY	R6 000	R0	R0	R6 000	R0	R0	R0	R0	R0	R0	R0	R0	R0	R0
Library services	Furniture Hall chairs and tables (Bredasdorp)	2, 4	LIBRARY	R15 000	R0	R0	R15 000	R0	R0	R0	R0	R0	R0	R0	R0	R0	R0
Library services	Aircon Nuwerus	2	LIBRARY	R20 000	R0	R0	R20 000	R0	R0	R0	R0	R0	R0	R0	R0	R0	R0

CAPE AGULHAS MUNICIPALITY: SERVICE DELIVERY BUDGET IMPLEMENTATION PLAN (SDBIP): 2020/21

FUNCTION		PROJECT	WARD	FUNDING SOURCE	BUDGET 2020/21	Jul-20	Aug-20	Sep-20	Oct-20	Nov-20	Dec-20	Jan-21	Feb-21	Mar-21	Apr-21	May-21	Jun-21	
Water: Distribution		Replacement of old Water Mains	All	E/LOAN	R500 000	R0	R0	R0	R0	R0	R0	R500 000	R100 000	R150 000	R150 000	R50 000	R0	
Water: Distribution		FMSG - Bulk Water meters	All	FMSG	R500 000	R0	R0	R0	R0	R0	R0	R0	R0	R0	R0	R0	R500 000	
Water: Distribution		Water Treatment Instrumentation	All	CRR	R100 000	R0	R0	R0	R50 000	R50 000	R0	R0	R0	R0	R0	R0	R0	
Water: Distribution		Replacement of Rising Main in L'Agulhas	5	E/LOAN	R2 500 000	R0	R150 000	R500 000	R1 000 000	R850 000	R0	R0	R0	R0	R0	R0	R0	
Water: Distribution		Upgrade and replace Bulk Water Meters	All	CRR	R60 000	R0	R20 000	R20 000	R20 000	R0	R0	R0	R0	R0	R0	R0	R0	
Sewerage services		Sewerage pipe replacement	All	CRR	R500 000	R0	R0	R0	R0	R0	R0	R50 000	R100 000	R150 000	R150 000	R50 000	R0	
Sewerage services		Bredasdorp, Struisbaai, Napier and Arniston Sewer Screen Structure and associate works	All	CRR	R250 000	R0	R0	R0	R0	R0	R0	R0	R0	R0	R50 000	R100 000	R100 000	
Sewerage services		Refurbish Sewer Pumpstation Napier and associated works	All	CRR	R500 000	R0	R0	R0	R0	R50 000	R100 000	R150 000	R150 000	R50 000	R0	R0	R0	
Sewerage services		Replacement Vacuum Tank - CS1577	All	CRR	R100 000	R0	R0	R50 000	R50 000	R0	R0	R0	R0	R0	R0	R0	R0	
Sewerage services: Treatment		Rehab Waste Water Treatment Works	2/3/4/6	MIG	R4 479 373	R3 087 764	R1 391 609	R0	R0	R0	R0	R0	R0	R0	R0	R0	R0	
Sewerage services: Treatment		Rehab Waste Water Treatment Works	2/3/4/6	E/LOAN	R27 081 467	R1 800 000	R1 243 143	R2 634 752	R2 761 395	R1 946 884	R2 119 634	R2 001 208	R2 613 726	R1 613 050	R1 578 019	R3 050 295	R3 719 360	
Waste Management		Wheellie bins	All	CRR	R380 000	R0	R0	R0	R0	R0	R380 000	R0	R0	R0	R0	R0	R0	

CAPE AGULHAS MUNICIPALITY: SERVICE DELIVERY BUDGET IMPLEMENTATION PLAN (SDBIP): 2020/21

FUNCTION	PROJECT	WARD	FUNDING SOURCE	BUDGET 2020/21	Jul-20	Aug-20	Sep-20	Oct-20	Nov-20	Dec-20	Jan-21	Feb-21	Mar-21	Apr-21	May-21	Jun-21
Solid Waste	Compactor Refuse Collection	All	VEH/FIN	R1 800 000	R0	R0	R0	R0	R0	R0	R0	R0	R0	R0	R0	R1 800 000
Streets Stormwater	Bredasdorp RDP - Upgrade Roads	All	MIG	R4 910 757	R0	R0	R500 000	R1 000 000	R1 000 000	R700 000	R700 000	R1 010 757	R0	R0	R0	R0
Streets Stormwater	Construction Roux Street	4	CRR	R500 000	R0	R0	R0	R0	R100 000	R100 000	R100 000	R200 000	R0	R0	R0	R0
Streets Stormwater	Bredasdorp Stormwater Rand / Sabat street-	4	CRR	R500 000	R0	R0	R0	R0	R0	R0	R250 000	R250 000	R0	R0	R0	R0
Streets Stormwater	Bredasdorp Reseal of Roads CAM / Master plan	All	CRR	R1 500 000	R0	R0	R0	R0	R0	R500 000	R500 000	R500 000	R0	R0	R0	R0
Streets Stormwater	Struisbaai Industrial services (Roads / Stormwater)	5	E/LOAN	R800 000	R400 000	R400 000	R0	R0	R0	R0	R0	R0	R0	R0	R0	R0
Streets Stormwater	Regravel roads landfill site - Struisbaai & Waenthuiskrans	5/6	CRR	R300 000	R0	R0	R100 000	R200 000	R0	R0	R0	R0	R0	R0	R0	R0
Streets Stormwater	2x Paving breakers	All	CRR	R20 000	R0	R0	R0	R20 000	R0	R0	R0	R0	R0	R0	R0	R0
Streets Stormwater	10x Portable Radios	All	CRR	R25 000	R0	R0	R0	R25 000	R0	R0	R0	R0	R0	R0	R0	R0
Streets Stormwater	2x Concrete Mixers	All	CRR	R10 000	R0	R0	R0	R10 000	R0	R0	R0	R0	R0	R0	R0	R0
Streets Stormwater	Barriers and stabilisation Spookdraai	5	CRR	R250 000	R0	R0	R0	R0	R150 000	R100 000	R0	R0	R0	R0	R0	R0
Streets Stormwater	1x Cutter	All	CRR	R20 000	R0	R0	R0	R20 000	R0	R0	R0	R0	R0	R0	R0	R0
Streets Stormwater	Informal trading area (Dirkie Uys / Plainstreet)	4	CRR	R200 000	R0	R0	R0	R100 000	R100 000	R0	R0	R0	R0	R0	R0	R0

CAPE AGULHAS MUNICIPALITY: SERVICE DELIVERY BUDGET IMPLEMENTATION PLAN (SDBIP): 2020/21

FUNCTION	PROJECT	WARD	FUNDING SOURCE	BUDGET 2020/21	Jul-20	Aug-20	Sep-20	Oct-20	Nov-20	Dec-20	Jan-21	Feb-21	Mar-21	Apr-21	May-21	Jun-21
Streets Stormwater	Sidewalks (Struisbaai North)	5	CRR	R500 000	R0	R0	R0	R100 000	R100 000	R100 000	R100 000	R100 000	R0	R0	R0	R0
Electricity services	Office Furniture - White Boards	All	CRR	R16 000	R0	R0	R16 000	R0	R0	R0	R0	R0	R0	R0	R0	R0
Electricity services	Integrated National Electrification Programme	All	INEP	R2 150 000	R0	R322 500	R0	R537 500	R0	R0	R860 000	R0	R0	R430 000	R0	R0
Electricity services	Quality of Supply Meters	All	CRR	R56 000	R0	R0	R0	R0	R56 000	R0	R0	R0	R0	R0	R0	R0
Electricity services	Diesel bower with pumps and meters 1000L	All	CRR	R69 000	R0	R0	R0	R0	R0	R69 000	R0	R0	R0	R0	R0	R0
Electricity services	Generator: Borehole 4-8 Struisbaai including booster pumps and one additional borehole 120KVA	5	E/LOAN	R367 000	R0	R0	R0	R0	R0	R367 000	R0	R0	R0	R0	R0	R0
Electricity services	Generator: Borehole 1-3 Struisbaai: 65KVA	5	E/LOAN	R245 000	R0	R0	R0	R0	R0	R245 000	R0	R0	R0	R0	R0	R0
Electricity services	Generator: Booster Pumps L'Agulhas: 50KVA	5	E/LOAN	R220 000	R0	R0	R0	R0	R0	R220 000	R0	R0	R0	R0	R0	R0
Electricity services	Generator: Boreholes L'Agulhas: 60KVA	5	E/LOAN	R245 000	R0	R0	R0	R0	R0	R245 000	R0	R0	R0	R0	R0	R0
Electricity services	Generator: Boreholes Suiderstrand: 25KVA	5	E/LOAN	R135 000	R0	R0	R0	R0	R0	R135 000	R0	R0	R0	R0	R0	R0
Electricity services	Generator: Napier Sewer	1	E/LOAN	R367 000	R0	R0	R0	R0	R0	R367 000	R0	R0	R0	R0	R0	R0

CAPE AGULHAS MUNICIPALITY: SERVICE DELIVERY BUDGET IMPLEMENTATION PLAN (SDBIP): 2020/21

FUNCTION	PROJECT	WARD	FUNDING SOURCE	BUDGET 2020/21	Jul-20	Aug-20	Sep-20	Oct-20	Nov-20	Dec-20	Jan-21	Feb-21	Mar-21	Apr-21	May-21	Jun-21
Electricity services	Pumps: 120KVA															
Electricity services	Generator: Ou Meule Sewer Pumps: 25KVA	2/3/4/6	E/LOAN	R135 000	R0	R0	R0	R0	R0	R135 000	R0	R0	R0	R0	R0	R0
Electricity services	Generator: Bredasdorp Water Treatment Works: 120KVA	2/3/4/6	E/LOAN	R367 000	R0	R0	R0	R0	R0	R367 000	R0	R0	R0	R0	R0	R0
Electricity services	Generator: Sewer Pumpstation 10 Struisbaai: 25KVA	5	E/LOAN	R135 000	R0	R0	R0	R0	R0	R135 000	R0	R0	R0	R0	R0	R0
Electricity services	Generator: Struisbaai Office: 30KVA	5	E/LOAN	R155 000	R0	R0	R0	R0	R0	R155 000	R0	R0	R0	R0	R0	R0
Electricity services	Electricification - Informal Set	All	CRR	R129 400	R0	R25 880	R0	R25 880	R0	R0	R38 820	R0	R0	R38 820	R0	R0
Electricity services	Tools	All	CRR	R28 000	R0	R0	R7 000	R0	R7 000	R0	R0	R14 000	R0	R0	R0	R0
Electricity services	Change Transformers Minisubs	All	CRR	R535 700	R0	R0	R0	R0	R0	R0	R0	R535 700	R0	R0	R0	R0
Electricity services	Replace Med/Low Volt Overheadlines	All	E/LOAN	R640 900	R0	R0	R160 225	R0	R0	R160 225	R0	R0	R160 225	R0	R160 225	R0
Electricity services	Street Lights - New	All	CRR	R332 946	R0	R99 884	R0	R0	R99 884	R0	R0	R133 178	R0	R0	R0	R0
Building control	High Back Chair	All	CRR	R2 600	R0	R0	R2 600	R0	R0	R0	R0	R0	R0	R0	R0	R0
Building control	Cupboard	All	CRR	R3 300	R0	R0	R3 300	R0	R0	R0	R0	R0	R0	R0	R0	R0
Air Quality	Sensors (replacement)	All	CRR	R60 000	R0	R0	R0	R0	R60 000	R0	R0	R0	R0	R0	R0	R0
Air Quality	Noise measuring equipment	All	CRR	R10 000	R0	R0	R0	R0	R10 000	R0	R0	R0	R0	R0	R0	R0

CAPE AGULHAS MUNICIPALITY: SERVICE DELIVERY BUDGET IMPLEMENTATION PLAN (SDBIP): 2020/21

FUNCTION	PROJECT	WARD	FUNDING SOURCE	BUDGET 2020/21	Jul-20	Aug-20	Sep-20	Oct-20	Nov-20	Dec-20	Jan-21	Feb-21	Mar-21	Apr-21	May-21	Jun-21
TOTAL				62 489 808	5 287 764	3 765 916	4 573 677	6 245 840	5 064 768	8 494 459	4 800 028	6 262 361	3 268 275	3 146 839	3 910 520	7 669 360