

Cape Agulhas Municipality



KAAP AGULHAS MUNISIPALITEIT
CAPE AGULHAS MUNICIPALITY
U MASIPALA WASECAPE AGULHAS

MONTHLY REPORT SUPPLY CHAIN & FLEET MANAGEMENT 31 JANUARY 2019

TABLE OF CONTENTS

1. Introduction.....	3
2. Background.....	3
3. Personnel.....	3 - 4
4. Demand Management.....	5
4.1 Supplier Data Base.....	5
4.2 Procurement Plan.....	5
5. Acquisition Management.....	5
5.1 Procurement Statistics.....	5 - 7
5.2 Tender Management.....	7 - 8
5.3 Bid Committees.....	8
6. Stores Management.....	9
7. Other Matters.....	10
7.1 Deviations.....	10 - 14
7.2 SCM Reg 16 (c).....	15
7.3 CIDB Report.....	16
8. Fleet Management.....	17 - 24
9. Conclusion & Sign-off.....	25

1. INTRODUCTION

The main objective of supply chain management is to implement a system that is fair; equitable; competitive; transparent; cost-effective to ensure best value for money by applying the highest possible ethical standards; and to promote local economic development.

2. BACKGROUND

The Act on Local Government : Municipal Finance Management Act, 2003 , Chapter 11 , the Municipal Supply Chain Management Regulations , as published in the Government Gazette on 30 May 2005 and the Council 's Supply Chain Management Policy as adopted on 30 March 2017 states that several reports must be submitted to the Council , accounting Officer and the Chief Financial officer. In order to create a transparent image to all processes in the Supply Chain Management Division, a full report is submitted to the Council .

3. PERSONNEL

3.1 Productivity / Efficiency

Attendance trends within the Supply Chain Management Section as summarized below:

	Management	Supervisory	Clerical
NUMBER OF MEMBERS	1	3	8
Annual Leave	10	39	44
Sick Leave	3	1	14
Courses / Seminar	0	0	0
Overtime	0	0	0
Meetings	0	0	0
Family Responsibility Leave	0	0	0
Study	0	0	0
Maternity Leave	0	0	0
Union Matters	0	0	0
Absent	0	0	0
Special Annual Leave	0	0	0
No. of Workdays Attended	9	26	118
Total Workdays	22	66	176
Percentage attendance per Group	41%	39%	67%
Average	49%		
	Management	Supervisory	Clerical
NUMBER OF MEMBERS	1	3	8
Approved Overtime	0	0	0
Overtime x 1.5	0	0	0
Overtime x 2.0	0	0	0
Unapproved Overtime	08:28	18:17	18:00
Standby Allowance	0	0	0
Total No. of Overtime hours	08:28	18:17	18:00
Total Normal Workhours	82:55	294:30	994:13

Table 1: Staff Attendance

3.2 Training & Development

The following personnel members are currently enrolled for SCM related studies:

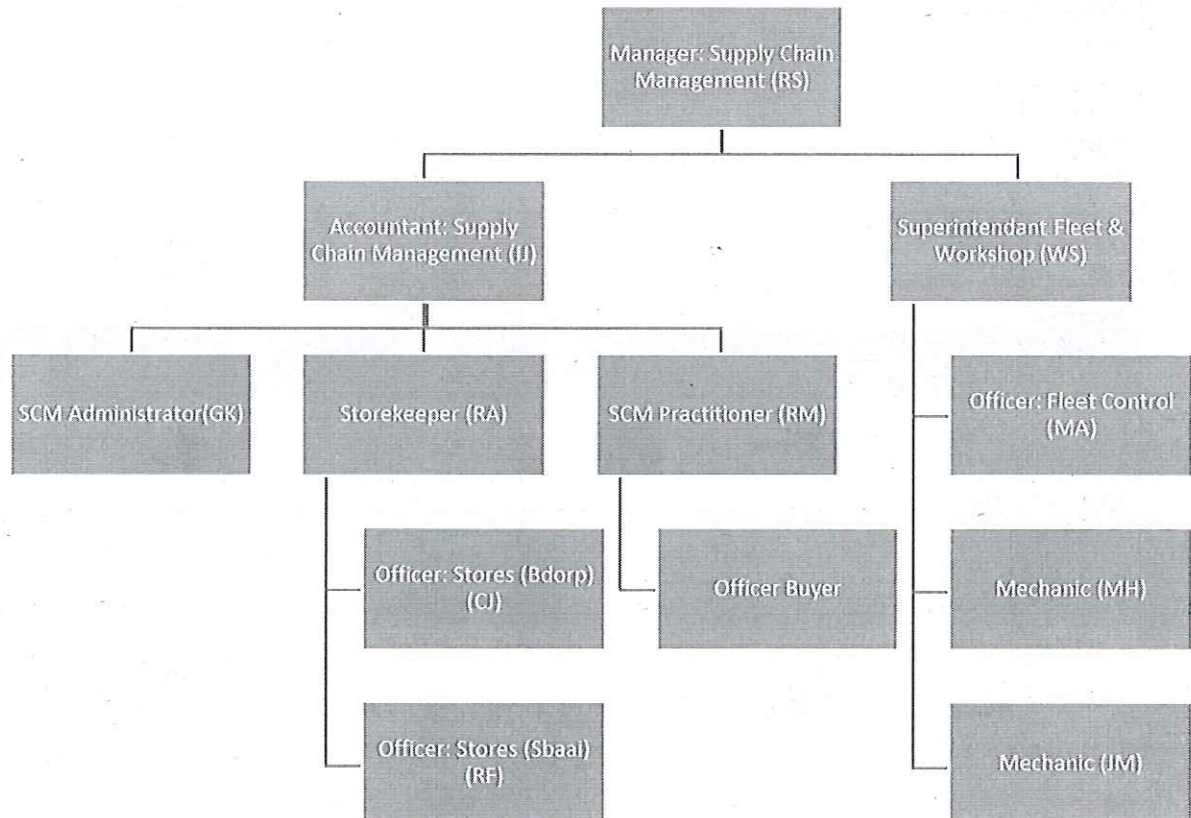
POST	Qualification	Institution
SCM Practitioner	Diploma NQF6: Public Supply Chain Management	Southern Business School
SCM Buyer	Municipal Minimum Competency Level Training (June 2018 – June 2019)	Stellenbosch Business School
Officer Stores	Municipal Minimum Competency Level Training (June 2018 – June 2019)	Stellenbosch Business School
Accountant SCM SCM Administrator	Demand Management and Procurement Planning Training: 5-7 Sept 2018	Stellenbosch Business School - Stellenbosch
Manager SCM	Data Analytics Training 24-26 October 2018	Stellenbosch Business School - George

Table 2: Staff Training

3.3 SCM Structure

In terms of Paragraph 7 of the Municipal Supply Chain Management Regulations, the municipality must establish a Supply Chain Management Unit (SCMU) to implement its policy. The SCMU must operate under the direct supervision of the Chief Financial Officer (CFO) or may be delegated to an official in terms of Section 82 of the MFMA.

During the reporting period the staff complement that performed the duties and functions in terms of the SCM policy were as follows:



4. Demand Management

4.1 Supplier Database

In terms of SCM Reg14(1)(a), the supply chain management policy must instruct the accounting officer to keep a list of accredited prospective providers for goods and services that must be used for the procurement requirements of the municipality through written or verbal quotations and formal written price quotations.

With effect from 1 July 2016, Municipalities and Municipal Entities are required to utilize the Central Supplier Database System as mandatory requirement as part of listing criteria for accrediting prospective provider in line with Section 14(1)(b) of the Municipal Supply Chain Management Regulations.

REGISTRATION ON SUPPLIER DATABASE		
MONTHLY REGISTRATIONS	2017/18	2018/19
JULY	4	4
AUGUST	15	8
SEPTEMBER	10	5
OCTOBER	5	7
NOVEMBER	8	0
DECEMBER	5	23
TOTAL SUPPLIERS	1096	848
VALID REGISTRATION	227	292
TAX CLEARANCES EXPIRED	869	556
CENTRAL SUPPLIER DATABASE REGISTRATIONS	813	828
REGISTRATIONS PER AREA		
BREDASDORP	255	197
STRUISBAAI	38	25
NAPIER	21	7
WAENHUISKRANS	6	3
ELIM	9	5
OUTSIDE CAM	767	611

Table 3: Supplier Database

4.2 Procurement Plan

The Procurement Plan for the 2018/19 financial year were updated as at 31 January 2019. (Annexure A)

5. Acquisition Management

5.1 Procurement Statistics

The procurement statistics (as per collaborator) for the month of January 2019.

Estimated Value Interval (R)	Total Count of Requisitions	Total Amount (R) of Requisition Orders
0 - 200	3	577,27
201 - 2000	126	140 884,24
2001 - 30 000	103	1 145 177,58
30 001 - 100 000	11	672 040,47
100 001 - 200 000	9	1 404 654,78
200 001 and up	5	1 697 042,72

Table 4: Requisitions per Threshold

REQUISITIONS PER DEPARTMENT	JANUARY 2019		YTD SUMMARY	
	TOTAL NO	TOTAL VALUE	TOTAL NO	TOTAL VALUE
Finance and IT Management	1	R9 194,28	36	R1 251 026,13
Infrastructure Services	6	R32 964,38	140	R4 432 640,87
Management Services	7	R136 100,73	64	R387 435,03
Office of the MM: Administration	0	R0,00	2	R4 156,00
Office of the MM: Council and Executive Administration	1	R2 749,00	12	R49 998,78
Office of the MM: HR and Organisational Development	1	R26 834,00	12	R162 563,67
Office of the MM: Socio and Economic Services	2	R2 119,06	19	R36 787,14
Office of the MM: Strategic and Risk Compliance Services	3	R16 922,25	18	R98 086,56
	21	R226 883,70	303	R6 422 694,18

Table 5: Requisitions per Department

Top 10 Commodities Per Family Name					
Top 10 - Quantity			Top 10 - Total Price		
Family Name	Quantity Required	Total Price	Family Name	Quantity Required	Total Price
Utilities	130305	1313904,87	Electrical wire and cable and harness	22922	1557844,96
Electrical wire and cable and harness	37533	2876609,67	Electrical equipment and components and supplies	677	1120732,45
Electrical equipment and components and supplies	8043	2078063,83	Nonresidential building construction services	694	390844,75
Paper products	5474	241209,96	Utilities	33578	320604,91
Personal safety and protection	4360	512112,87	Laboratory and scientific equipment	1193	230826,95
Office supplies	4233	66103,66	Hand tools	200	176608,17
Roads and landscape	4183	656211,2	Heavy construction machinery and equipment	132,8	138333,16
Building and facility maintenance and repair services	3900	836596,83	Specialized trade construction and maintenance services	74	115557,5
Janitorial equipment	3440	719354,67	Public order and safety	1	91375,32
Industrial use papers	3179	6629,26	Heating and ventilation and air circulation	30	82611,02

Table 6: Top 10 Commodities

REQUISITION TENDER SPENDING PER SUPPLIER		
Supplier Name	Total Count of Requisitions	Total Amount (R) of Requisition Orders
ABERDARE CABLES	7	1 515 123,00
ACTOM	1	19 402,00
ANESTA KRUGER	3	7 100,50
ARB ELECTRICAL WHOLESALERS	1	23 345,00
BIDVEST OFFICE	5	7 350,44
BLAIZEPOINT TRADING 99	5	114 940,66
BREDASDORP TRAVEL	5	21 783,00
CAPE AGULHAS CIVILS	3	119 830,00
CAPRICHEM SACCS	1	12 373,95
DEREK CHARLES ZEEMAN	1	58 000,00
DP TRUCK HIRE	2	111 216,50
IKUSASA CHEMICALS	2	237 291,00
LAKEY VERVOER	1	1 035,00
LANDIS AND GYR	1	71 031,00
LUCOR CONSTRUCTION	1	41 400,00
LUCY ELECTRIC SOUTH AFRICA	2	487 749,18
METSI CHEM IKAPA	1	32 913,00
PARKERSON THOMAS TECHNOLOGIES	8	35 043,97
PIENAAR BROTHERS	2	8 042,00
POWERCOMM SOLUTIONS	2	129 235,90
POWERTECH TRANSFORMERS	1	467 660,15
STARTUNE	1	39 735,65
TAKE NOTE TRADING 245	2	4 956,50
TERTIUS LOUW LOODGIETERS	8	24 604,64
TIP OF AFRICA CREATIONS	1	20 800,00
VE MANAGEMENT SERVICES	1	27 600,00
W P CHIPPER HIRE AND SALES	1	116 150,00
WCC CABLES	1	4 935,00
WILFRED RAYMOND SIMONS	10	17 056,00
WILMAN GRONDVERSKUIWING	2	59 742,50
ZONART LABOUR DISTRIBUTION	2	30 935,00

Table 7: Requisition – Tender spending

5.2 Tender Management

The following awards were made by the BAC.

AWARDS	01-Jan-18		01-Jan-19	
	Number	Amount	Number	Amount
Competitive Bids	0	R 0,00	0	R 1 516 820,48
Formal Written Quotations	0	R 0,00	0	R 81 650,00
Deviation In Terms Of Part 18.6.3 Of The SCMPOS	0	R 0,00	0	R 0,00
Sale Of Erven	0	R 0,00	0	R 0,00
Extentions / Amendment Of Contracts In Terms Of Part 20.14 Of The SCMPOS	0	R 0,00	0	R 7 000,00
Procurement In Terms Scm Regulation 32	0	R 0,00	0	R 0,00
Number of Disputes, Complaints, Enquiries and Objections Received	0		0	

Table 8: Awards by BAC

The following is a summary of competitive bids and formal written quotations that were advertised during the month of December:

DESCRIPTION	31-Jan-18 Number	31-Jan-19 Number
Competitive Bids	2	3
Formal Written Quotations	2	2
Sale Of Erven	0	0

Table 9: Bids Advertised

The advertisement of bids and publication of awards on the e-Tender Publication Portal is additional to the requirement specified in the SCM Regulation 22 (1) (a) which must be complied with by all municipalities and municipal entities. This initiative supports government's drive to improve access to government business opportunities, reduce red tape and duplication of administrative effort in doing business with the state designed to improve the use of technology across all spheres of government.

5.3 Bid Committees

The bid committees for the 2018/19 financial year were established and are fully functioning according to Council's SCM Policy and the SCM Regulations. The committees are listed below:

- Bid Specification Committee (**BSC**)
- Bid Evaluation Committee (**BEC**)
- Bid Adjudication Committee (**BAC**)

The following members will serve on the Bid Adjudication Committee for the 2018-2019 financial year:

- Director Financial & Information Management (Chairperson)
- Director Community Services
- Director Infrastructure Services
- Divisional Head: Strategic, Planning & Administration Services
- Divisional Head: Social & Economic Services (vacant)
- Divisional Head: Human Resources & Organisation Development Services
- Manager: Budget & Treasury
- Manager SCM & Fleet (SCM Advise & Administrative Support)

The attendance figures of members of the bid adjudication committee are as follows:						
BAC MEETING DATES	Director finance & ITC Services	Manager Budget & Treasury Office	Director Management Services	Div Head :Human Resources	Div Head:Strategic, Planning & Administration	Director Infrastructure Services
28 January 2019	X	-	vacant	X	X	X
Meelings Attended	1	0	0	1	1	1
Percentage Attendance	100%	0%	vacant	100%	100%	100%

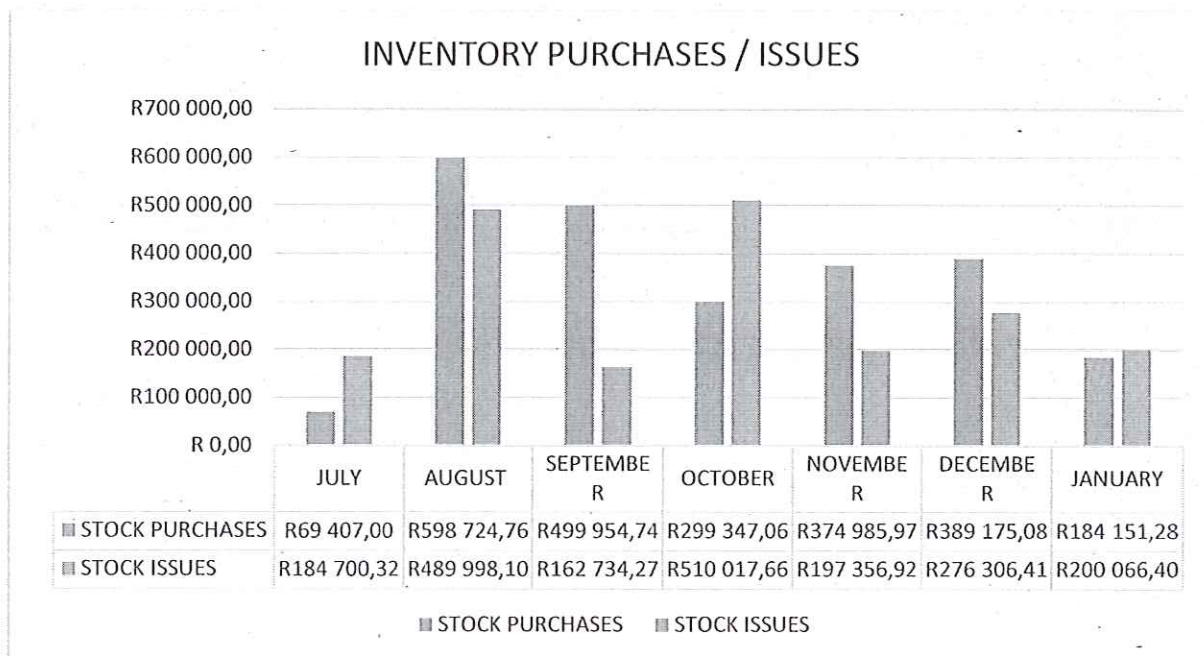
Table 10: Attendance of members of bid adjudication committee

6. Stores Management

As at 31 January 2019 the value of stock at the municipal stores amounted to:

	OPENING VALUE	PURCHASES VALUE	ISSUES VALUE	BALANCE VALUE
Store A – Bredasdorp Stores	R 1 460 244,52	R 175 238,48	-R 185 099,26	R 1 450 383,74
Store B – Electrical Stores	R 106 470,00	R 0,00	R 0,00	R 106 470,00
Store C – Struisbaai Stores	R 138 560,05	R 8 912,80	-R 14 967,14	R 132 505,71
Total value of stock	R 1 705 274,57	R 184 151,28	-R 200 066,40	R 1 689 359,45

Table 11: Stock movement



7. Other Matters

7.1 Deviations

The following table provides a summary of deviations approved for the month of January 2019:


Deviations from Minor Breaches of the Supply Chain Management Policy (SCM Regulations 36 (1) (a), (i) (ii), (iii), (iv)&(v))				
THRESHOLD	JANUARY 2018		JANUARY 2019	
	RANDVALUE	NUMBER	RANDVALUE	NUMBER
BELOW R30 000	R 39 983.00	6	R 93 676.93	5
ABOVE R30 000	R 50 000.00	1	R 254 921.88	2
ABOVE R200 000	R 0.00	0	R 0.00	0
TOTAL	R 89 983.00	7	R 348 598.81	7

Table 12: Deviations per threshold

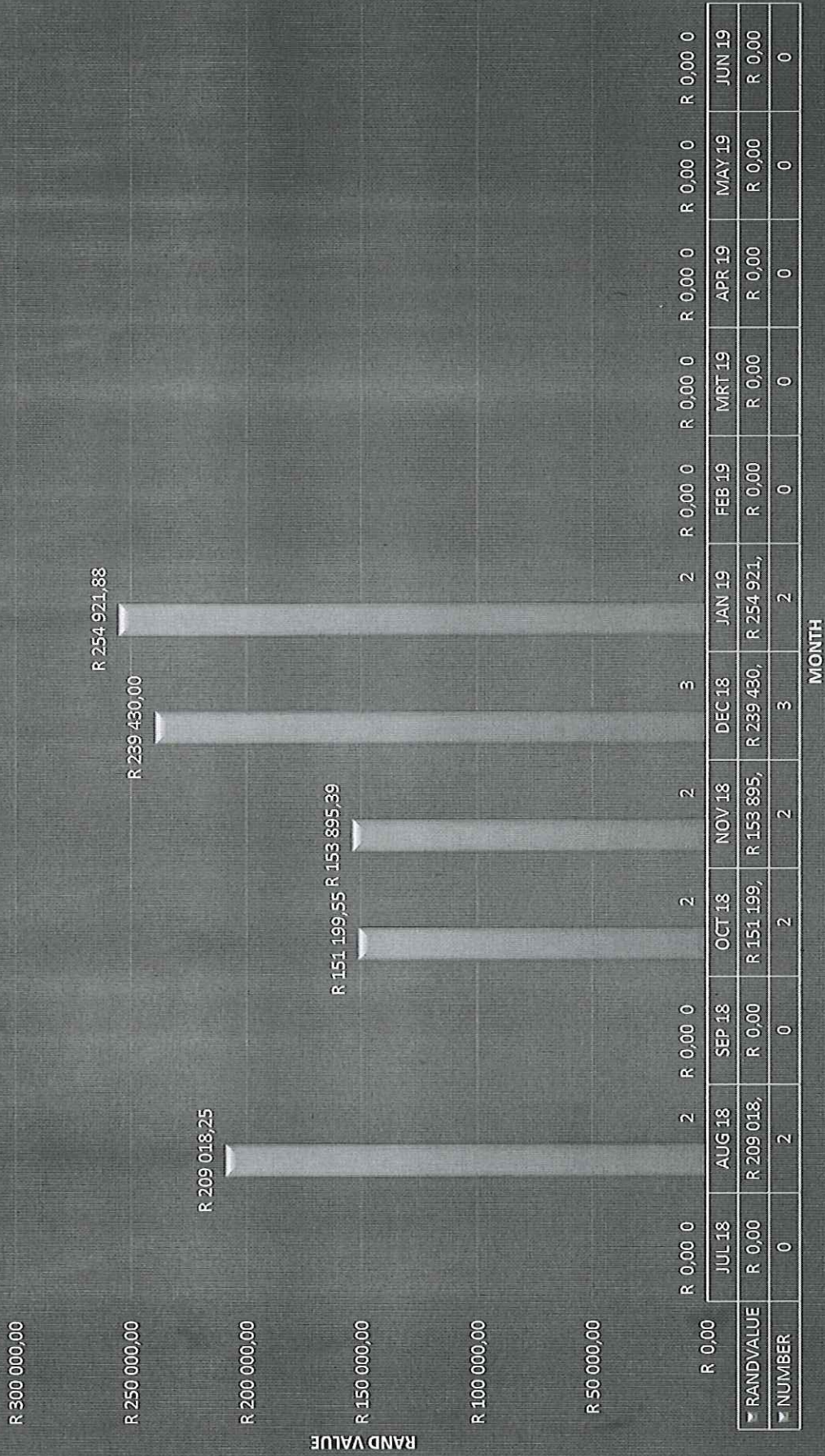
Deviations from Minor Breaches of the Supply Chain Management Policy (SCM Regulations 36 (1) (a), (i) (ii), (iii), (iv)&(v))				
	JANUARY 2019		YEAR TO DATE	
	RAND VALUE	NUMBER	RAND VALUE	NUMBER
36 (1) (a) (i): Emergency	R91 375.32	1	R261 611.57	5
36 (1) (a) (ii): Sole Provider	R 234 323.49	5	R761 244.42	19
36 (1) (a) (iii): Special Works of art	R0.00	0	R0,00	0
36 (1) (a) (iv): Animals for zoos	R0.00	0	R0,00	0
36 (1) (a) (v): Impractical or Impossible	R 22 900.00	1	R488 184.03	20
TOTAL	R 341 850.36	7	R1 511 040.02	38

Table 13: Deviations Summary

Deviations Below R30 000 JANUARY 2019



Deviations Above R30 000 - JANUARY 2019



▼ RANDVALUE ▼ NUMBER

Deviations Above R200 000 JANUARY 2019

R 1,00

R 0,90

R 0,80

R 0,70

R 0,60

R 0,50

R 0,40

R 0,30

R 0,20

R 0,10

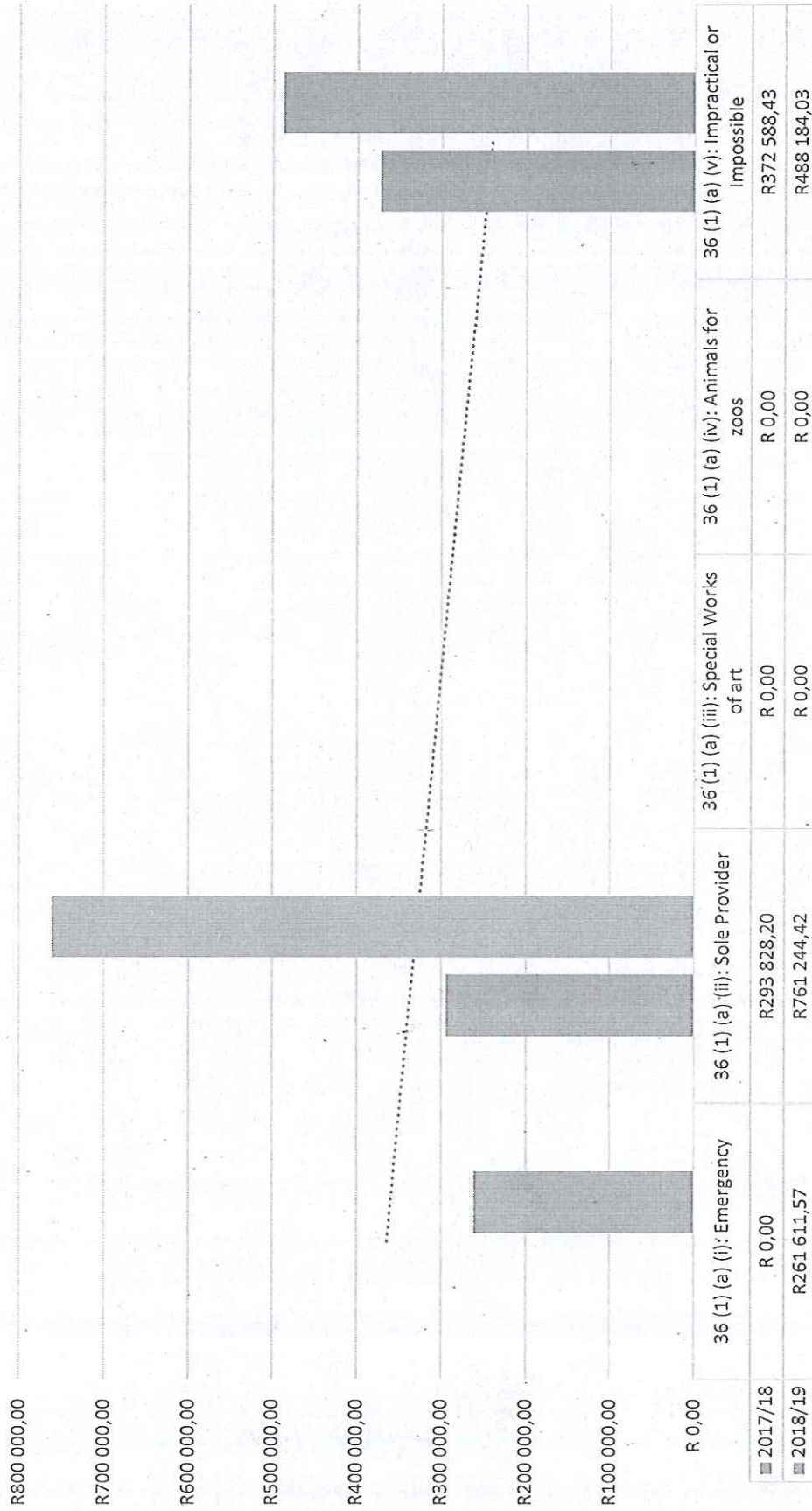
R 0,00

RAND VALUE

	JUL 18	AUG 18	SEP 18	OCT 18	NOV 18	DEC 18	JAN 19	FEB 19	MRT 19	APR 19	MAY 19	JUN 19
▶ RANDVALUE	R 0,00	R 0,00	R 0,00	R 0,00	R 0,00	R 0,00	R 0,00	R 0,00	R 0,00	R 0,00	R 0,00	R 0,00
▶ NUMBER	0	0	0	0	0	0	0	0	0	0	0	0

MONTH

Deviations: YTD 2017/18 vs 2018/19



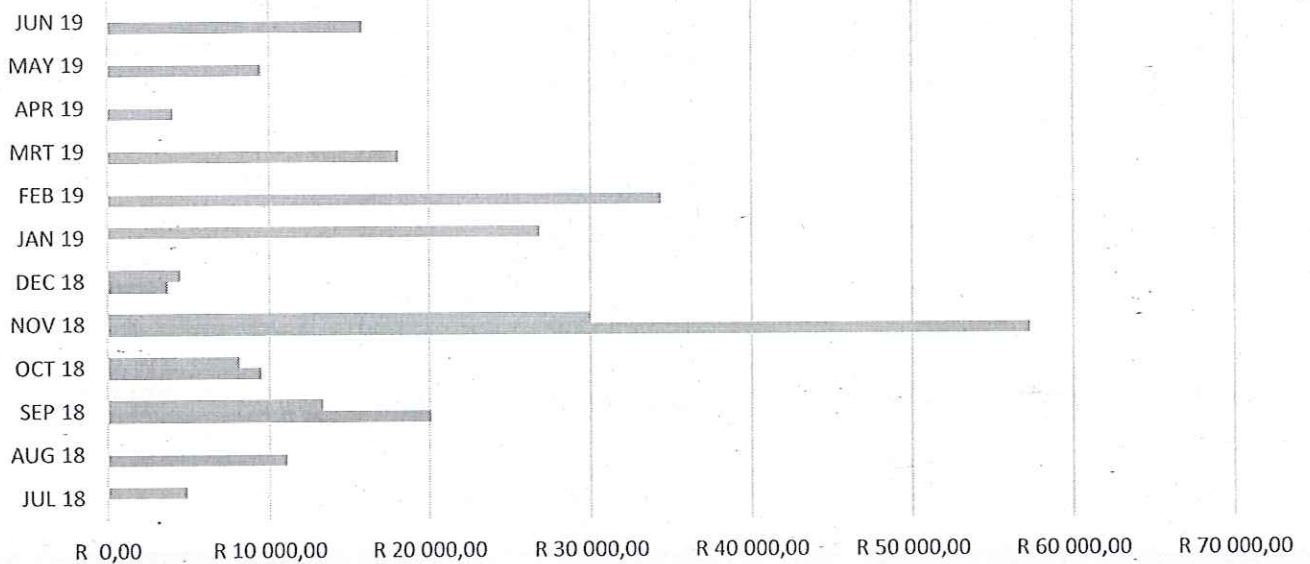
■ 2017/18 ■ 2018/19 Linear (2018/19)

7.2 Written Quotations awarded without obtaining three quotations (SCM Regulations 16 (c)) & 17 (c)

In terms of SCM Regulations 16 (c), if it is not possible to obtain at least three quotations, the reasons must be recorded and reported quarterly to the accounting officer or another official designated by the accounting officer.

Written Quotations awarded without obtaining three quotations (SCM Regulations 16 (c)) & 17 (c) - 1 July 2018 - 30 June 2019				
MONTH	2017/18 Financial year		2018/19 Financial year	
	RANDVALUE	NUMBER	RANDVALUE	NUMBER
JUL 18	R 0,00	0	R 4 900,00	1
AUG 18	R 11 116,00	3	R 0,00	0
SEP 18	R 20 120,00	3	R 13 347,78	2
OCT 18	R 9 479,46	2	R 8 140,00	2
NOV 18	R 57 342,00	3	R 30 000,00	1
DEC 18	R 3 700,00	1	R 4 500,00	1
JAN 19	R 0,00	0	R 26 834,05	1
FEB 19	R 34 399,00	2	R 0,00	0
MRT 19	R 18 126,25	1	R 0,00	0
APR 19	R 4 048,92	1	R 0,00	0
MAY 19	R 9 500,00	1	R 0,00	0
JUN 19	R 15 900,00	1	R 0,00	0
TOTAL	R 183 731,63	18	R 87 721,83	8

(SCM Regulations 16 (c)) & 17 (c)



	JUL 18	AUG 18	SEP 18	OCT 18	NOV 18	DEC 18	JAN 19	FEB 19	MRT 19	APR 19	MAY 19	JUN 19
■ 2018 19	R 4 900,	R 0,00	R 13 347	R 8 140,	R 30 000	R 4 500,	R 26 834	R 0,00	R 0,00	R 0,00	R 0,00	R 0,00
■ 2017 18	R 0,00	R 11 116	R 20 120	R 9 479,	R 57 342	R 3 700,	R 0,00	R 34 399	R 18 126	R 4 048,	R 9 500,	R 15 900

■ 2018 19 ■ 2017 18

7.3 Construction Industry Development Board (CIDB)

The following table provides a report in terms of CIDB Regulation 18(1)(June 2004) - for the month of January 2019:

Tenders Advertised And Not Closed							
cldb Reference Number	Tender Number	Description	Status	Date Advertised	Date Closed	Awarded	Change Request Status
Tenders Closed and Not Awarded							
cldb Reference Number	Tender Number	Description	Status	Date Advertised	Date Closed	Awarded	Change Request Status
100051308	SCM19/2018/19	REPLACEMENT OF WATERMAIN IN DORPSIG STREET, BREDASDORP	Advertised	2018/10/30	2018/11/30	No	N/A
100050198	SCM17/2018/19	THE CONSTRUCTION AND UPGRADING OF VARIOUS ROADS	THE CONSTRUCTION AND UPGRADING OF VARIOUS ROADS AND INTERSECTIONS IN BREDASDORP, STRUIBAAI AND THE SERVICING OF 22 ERVEN	2018/09/21	2018/10/23	No	N/A
ACTIVE CONTRACTS							
cldb Ref No	Contract Number	Title	Description	Status	Change Request Status	Date Awarded	Date of practical completion
100046209	SCM13-2018-19	UPGRADING OF TIDAL POOLS IN L'AGULHAS	UPGRADING OF TIDAL POOLS IN L'AGULHAS	Awarded		2018/05/28 00:00	
100093651	SCM21-2017-18	PAVING OF SIDEWALKS IN L'AGULHAS	PAVING OF SIDEWALKS AND KERKS, AS WELL AS APPROXIMATELY 9 CONCRETE PIPE CULVERTS (600MM DIAMETER) DEPENDING ON TENDER PRICES.	Awarded		2018/06/22 00:00	
100090878	SCM18-2017-18	BUILDING OF BATHROOMS	The Building of Bathrooms in Bredasdorp, Napier, Struisbaai and Aniston.	Awarded		2018/04/26 00:00	
100056289	SCM30/2015/16	EXTENSION OF THUSONG CENTRE, PHASE 2	EXTENSION OF THE THUSONG CENTRE IN BREDASDORP	Awarded		2016/03/11 00:00	
100006984	SCM20/2012/13	WATER TREATMENT: ARNISTON AND SUIDERSTRAND	Water Treatment at Arniston and Suidersstrand	Awarded		2013/02/20 00:00	
CONTRACTS WHERE PRACTICAL COMPLETION HAS BEEN REGISTERED							
cldb Ref No	Contract Number	Title	Description	Status	Change Request Status	Date Awarded	Date of practical completion
100092423	SCM23/2017/18	ESTABLISHMENT OF SERVER ROOM	ESTABLISHMENT OF SERVER ROOM IN NAPIER	Awarded		2018/05/30 00:00	2018/11/02 00:00

8. Fleet Management

8.1 Condition of Vehicle checks done per Department

REFUSE DEPARTMENT

Nissan UD40 Tipper CS 10671 – No Odo – 31 January 2019:

- Front bumper dented;
- Speedo not working

Nissan UD40 Tipper CS 10674 – 145435Km – 31 January 2019:

- Front bumper dented;

Nissan UD80 Compactor CS 7008 – 248305Km – 31 January 2019:

- Compactor service repairs to be done (blade);

Nissan UD40 CS 2336 – No Odo – 31 January 2019:

- Speedo not working;

Ford Bantam CS 8922 – 214732Km – 31 January 2019:

- Lubrication & repairs done recently & Interior steam cleaned;

Tata Novus V3 CS 18639 – 16027Km – 31 January 2019:

- Sound running condition;

Nissan UD40 – CS 14815 – 116703Km – 31 January 2019:

- Cab Shocks needs replacement – Upcoming roadworthy test;

Cat924F Front Loader – CS 6105 – 17343 Hours:

- Needs 250 Hour Service

Fire Fighting Trailer – CS 14765 – 31 January 2019:

- Engine on pump recently serviced – Sound condition;

Laski Chipper on Trailer – CS 8690 – 31 January 2019:

- Working order [Currently not in use]

8.2 Fuel Account Summary

MONTHLY FUEL CARD SYSTEM RECON					
CAPE AGULHAS MUNICIPALITY					
31-Jan-19					
DEPARTMENT	COST CENTRE	FUEL	OIL	FEES	GRAND TOTAL
TRAFFIC [8]	01 4021 2830 00	24 727,07	-	654,48	25 445,55
WATER [10]	01 5020 2830 10	38 507,84	-	829,45	39 337,29
COUNCIL [1]	01 2010 2830 00	1 289,77	-	49,92	1 339,69
ADMIN SUPPORT [1]	01 2524 2830 00	504,72	-	36,51	541,23
<i>Corporate Services</i>	<i>CS 9208</i>			26,57	26,57
PARKS [5]	01 4042 2830 00	6 730,17	-	266,62	6 996,79
THUSONG CENTRE [1]	01 2540 2830 00	1 284,22	-	47,51	1 331,73
RESORTS [2]	01 4043 2830 00	3 728,59	-	127,53	3 856,12
ENVIRONMENTAL [2]	01 4023 2830 00	5 572,05	-	142,19	5 714,24
HOUSING [1]	01 4030 2830 00	870,32	-	49,38	919,70
BUILDINGS/COMM [3]	01 4041 2830 00	8 300,99	-	214,35	8 515,34
WORKSHOP [2]	01 3051 2830 00	2 526,46	-	89,04	2 615,50
SEWERAGE [12]	01 5030 2830 10	57 815,63	-	1 147,39	58 963,02
CLEANSING [9]	01 5040 2830 00	63 101,68	-	1 126,07	64 227,75
ROADS & SW [16]	01 5050 2830 10	25 593,36	-	792,43	26 385,79
ELECTRICAL [10]	01 5060 2830 10	17 813,62	-	513,05	18 326,67
	TOTAL FUEL =	258 366,49	0	6 112,49	R 264 542,98

8.3 Monthly Acquisitions – Fleet management

DEPARTMENTAL ACQUISITION SUMMARY

<u>DIRECTORATE</u>	<u>DEPARTMENT</u>	<u>AMOUNT</u>
FINANCE -SCM	Workshop	R 1 537.47
COMMUNITY SERVICES	Buildings & Commonage	R 736.36
	Parks	R 15 521.15
	Resorts	-
	Social Development / Thusong	-
	Housing	R 2 049.51-
	Traffic	R 14 303.14
	Environmental	R 5 446.53
INFRASTRUCTURE	Electrical	R 8 440.12
	Solid Waste	R 66 063.77
	Streets & Storm Water	R 38 204.00
	Sewerage	R 34 935.67
	Water	R 18 465.88
	<u>TOTAL</u> =	<u>R 205 704.00</u>



8.4 Traffic Fines Register

REGISTRATION NR	NOTICE NUMBER	DATE OF OFFENCE	TIME OF OFFENCE	PLACE / ROAD OF OFFENCE	SPEED ZONE	SPEED	FINE AMOUNT	PAYMENT DATE	DRIVER	Results	RE-DIRECTED
CS8446		04-Nov-17				71	R 200,00	28-Dec-17			
CS13736		02-Nov-17				82	R 600,00	28-Dec-17			
CS13753	B1/45631/801/092174	15-Mar-18	12:09	JAKES GERWEL DR & CAPE AFLATS FREEWAY (R300), MITCHELS PLAIN	60	72	R 200,00	14-May-18	W.P. SWART		22-Oct-18
CS4580	CA/81/051646/728	30-Nov-17	09:10	LONGSTREET B/DORP	60	73	R 200,00	14-Jan-18	B. MAKABA		22-Oct-18
CS15641	CA/81/051682/728	30-Nov-17	08:42	B/DORP - STRUISBAAI	100	112	R 200,00	14-Jan-18	B. WYNGAARD	21-Feb-18 PAID	
CS8922	CA/81/052055/728	06-Dec-17	15:26	B/DORP - STRUISBAAI	60	72	R 200,00	14-Jan-18	W.P. SWART		22-Oct-18
CS17182	CA/81/052693/728	11-Dec-17	13:51	B/DORP - STRUISBAAI	60	83	R 300,00	03-Feb-18	P. JOUMAT		22-Oct-18
CS13753	YW/80/115123/908	13-Mar-18	15:48	BOKKIESKOP GRABOUW	60	78	R 400,00	04-May-18	M. HOLTZHAUZEN		22-Oct-18
CS8623	CA/81/062485/728	15-Mar-18	15:01	LONGSTREET B/DORP	60	79	R 400,00	26-Apr-18	Metsy Motors	R 200,00 PAID	
CS15640	CA/81/062506/728	15-Mar-18	11:24	B/DORP - STRUISBAAI	60	76	R 400,00	26-Apr-18		R 200,00	22-Oct-18
CS8620	CA/81/064891/728	04-Apr-18	15:40	LONGSTREET B/DORP	60	73	R 200,00	01-Jun-18	S. Tibani	R 200,00 PAID	
CS4424	TW/80/124551/908	10-Apr-18	12:12	BOKKIESKOP GRABOUW	60	74	R 200,00	27-May-18	G. LE ROUX		22-Oct-18
			Oct-18								
REGISTRATION NR	NOTICE NUMBER	DATE OF OFFENCE	TIME OF OFFENCE	PLACE / ROAD OF OFFENCE	SPEED ZONE	SPEED	FINE AMOUNT	PAYMENT DATE	DRIVER	Results	
CS12069	SW/80/283992/674	14-Sep-18	12:48	SWELLENGREBEL	100	115	R 400,00	27-Oct-18	A. ADAMS	Representation	
CS8922	CA/81/077406/728	30-Aug-18	15:31	B/DORP - STRUISBAAI	100	134	R 1 000,00	18-Oct-18	W.P. SWART		
			Nov-18								
REGISTRATION NR	NOTICE NUMBER	DATE OF OFFENCE	TIME OF OFFENCE	PLACE / ROAD OF OFFENCE	SPEED ZONE	SPEED	FINE AMOUNT	PAYMENT DATE	DRIVER	Results	
CS4836	CA/81/083745/728	12-Oct-18	16:22	B/DORP - STRUISBAAI	100	115	R 400,00	01-Dec-18	M. GABRIELS	Representation	
CS4581	CA/082256/728	11-Oct-18	09:55	B/DORP - STRUISBAAI	60	78	R 400,00	03-Dec-18	C. ARENDS		
CS7670	CA/083623/728	05-Oct-18	14:24	B/DORP - STRUISBAAI	60	73	R 200,00	01-Dec-18			

8.5 Workshop Operational & Summary Report

FLEET AND WORKSHOP OPERATIONAL & SUMMARY REPORT											
DESCRIPTION	JUN '18	JUL '18	AUG '18	SEPT '18	OCT '18	NOV '18	DEC '18	JAN '19			
WORKSHOP OPERATIONS											
VEHICLES SERVICED	2	0	9	6	3	1	1	5			
INHOUSE - VEHICLE REPAIRS DONE	7	12	7	7	9	10	13	10			
VEHICLES TO EXTERNAL SUPPLIERS	0	1	0	0	0	1	0	0			
SMALL PLANT MACHINERY	0	1	0	2	1	1	0	0			
SOBIP VEHICLE CHECKS DONE	10	10	10	10	10	10	10	10			
CAPITAL PROJECTS	NONE	NONE	NONE	NONE	NONE	NONE	NONE	NONE			
ROADWORKY TESTS	1	0	0	2	2	5	0	4			
RW CERTIFICATES ISSUED	1	0	0	2	2	5	0	3			
RW TEST FAILED											
SMALL PLANT FUEL	No Figure	R 10 456,23	R 4 900,05	R 7 882,21	R 15 044,27	R 11 376,05	R 9 964,35	R 1 101,04			
VEHICLE'S FUEL BILL - Monetary Value	No Figure	R 247 643,84	R 336 728,42	R 7 882,21	R 302 142,99	R 318 277,18	R 323 762,79	R 258 366,40			
LOCAL ACQUISITIONS - Monetary Value	R 110 616,17	R 67 144,30	R 91 229,64	R 217 748,42	268 173,68	318 607,67	R 394 423,73	R 205 704,00			
VEHICLE ACCIDENTS REPORTED	0	0	0	0	1	0	0	0			
SPEED FINES RECEIVED	0	0	0	0	2	3	1	2			

COMMENTS:
 Several jobs were delayed due to problems with Phoenix/Vesta Accounting Program
 The rollback truck (Breakdown truck) project is a necessity
 NO CAPITAL PROJECTS FOR THIS (2018-19) FINANCIAL YEAR
 Compressors needs pressure vessels tested - Not all suppliers keen to register on CSD
 Workshop vehicle lifts are Load tested
 Canopies of vehicles needs attention: Job's Canopies as well as Trucks Steel Canopies
 Several vehicles bidders & trucks in different departments needs some panel beating & re-spray work
 Desperately need 2 x workers / assistants inside the workshop on a permanent basis - Aristens cannot work together on jobs - Highly unproductive!!!
 EPWP Contract workers are a waste of time as we've been making use of this for the last three years, we had to train new people every 3 months - we need semi skilled workers in this trade



8.6 Fleet Management - General

8.6.1 ACCIDENTS

No accidents nor incidents has been reported for the month of January 2019.

OVER SPEEDING REPORT:

Drivers are in general ignoring the speeding limit inside our towns, which are 60Km/h zones all over.

Over speeding at this stage can be seen as when drivers overtake other vehicles and subside to their respective limits, as can be seen that it doesn't occur for more than two or three minutes at a time.

The whole Struisbaai North / Struisbaai / Agulhas and Suider-Strand is a 60 Km/h zone !!!

2019-01-11 00:00:00 - 2019-01-17 23:59:59									
VEHICLE II DESC	REG	START DATE	END DATE	DISTANCE	DURATIO	VALUE	SITE	EVENT	
11533	TOYOTA HILUX	CS4581	2019-01-17 10:10:13	2019-01-17 10:10:14	0,1	00:00:01	111	Sewerage	100km/h Bredarsdorp - Struisbaai / Arniston
11533	TOYOTA HILUX	CS4581	2019-01-17 10:10:48	2019-01-17 10:10:49	0,1	00:00:01	111	Sewerage	100km/h Bredarsdorp - Struisbaai / Arniston
11533	TOYOTA HILUX	CS4581	2019-01-17 10:12:43	2019-01-17 10:12:44	0,1	00:00:01	111	Sewerage	100km/h Bredarsdorp - Struisbaai / Arniston
11533	TOYOTA HILUX	CS4581	2019-01-17 10:13:06	2019-01-17 10:13:12	0,2	00:00:06	112	Sewerage	100km/h Bredarsdorp - Struisbaai / Arniston
11553	Nissan UD85	CS1577	2019-01-11 14:39:43	2019-01-11 14:40:12	0,6	00:00:29	77	Sewerage	60km/h Struisbaai
11553	Nissan UD85	CS1577	2019-01-11 14:59:18	2019-01-11 14:59:30	0,3	00:00:12	76	Sewerage	60km/h Struisbaai
11553	Nissan UD85	CS1577	2019-01-11 15:24:56	2019-01-11 15:25:13	0,4	00:00:17	78	Sewerage	60km/h Struisbaai
11553	Nissan UD85	CS1577	2019-01-11 15:49:19	2019-01-11 15:49:22	0,1	00:00:03	73	Sewerage	60km/h Struisbaai
11553	Nissan UD85	CS1577	2019-01-11 15:57:08	2019-01-11 15:57:32	0,6	00:00:24	91	Sewerage	60km/h Struisbaai
11553	Nissan UD85	CS1577	2019-01-11 15:58:04	2019-01-11 15:58:09	0,2	00:00:05	74	Sewerage	60km/h Struisbaai

2019-01-11 00:00:00 - 2019-01-17 23:59:59									
VEHICLE II DESC	REG	START DATE	END DATE	DISTANCE	DURATIO	VALUE	SITE	EVENT	
11373	FORD RANGER	CS15640	2019-01-14 11:37:05	2019-01-14 11:37:06	0,1	00:00:01	73	Water	60km/h Struisbaai
11373	FORD RANGER	CS15640	2019-01-16 15:44:39	2019-01-16 15:44:41	0	00:00:02	76	Water	60km/h Struisbaai
11373	FORD RANGER	CS15640	2019-01-16 15:11:12	2019-01-16 15:11:14	0	00:00:02	73	Water	60km/h Struisbaai
11373	FORD RANGER	CS15640	2019-01-16 10:51:19	2019-01-16 10:51:20	0,1	00:00:01	111	Water	100km/h Bredarsdorp - Struisbaai / Arniston
11373	FORD RANGER	CS15640	2019-01-16 10:51:03	2019-01-16 10:51:08	0,2	00:00:05	112	Water	100km/h Bredarsdorp - Struisbaai / Arniston
11373	FORD RANGER	CS15640	2019-01-16 10:47:15	2019-01-16 10:47:17	0,1	00:00:02	112	Water	100km/h Bredarsdorp - Struisbaai / Arniston
11373	FORD RANGER	CS15640	2019-01-16 10:45:30	2019-01-16 10:47:08	3,2	00:01:38	129	Water	100km/h Bredarsdorp - Struisbaai / Arniston
11373	FORD RANGER	CS15640	2019-01-16 8:30:18	2019-01-16 8:30:24	0,2	00:00:06	78	Water	60km/h Struisbaai
11373	FORD RANGER	CS15640	2019-01-14 16:12:35	2019-01-14 16:12:47	0,3	00:00:12	81	Water	60km/h Struisbaai
11373	FORD RANGER	CS15640	2019-01-14 16:05:43	2019-01-14 16:05:48	0,1	00:00:05	74	Water	60km/h Struisbaai
11373	FORD RANGER	CS15640	2019-01-12 13:56:49	2019-01-12 13:56:52	0,1	00:00:03	74	Water	60km/h Struisbaai

SPEEDFINE REGISTER:

2 Speed fines received in January of which one is paid;

Still awaiting results for fines - applied for representation;

1 Speed fines being received for the month of January and allocated to the driver.-

8.6.2 VEHICLES NOT CURRENTLY IN USE (REASONS)


The following vehicles are currently either not in use or have mechanical problems


<u>CS 1101</u>	Nissan 1400 LDV: Vehicle needs panel beating / body repair work done all over. It also has a fuel leakage and causing excessive fumes. Currently not in use and stationary in the workshop.
<u>CS 18829</u>	This truck's engine is unserviceable and is stationary in Struisbaai since last year already and can be written off or services terminated
<u>CS 6974</u>	This digger-loader's engine is unserviceable and is stationary in the Napier stores for almost two years now. The engine can be repaired but it also has some extensive body repair to be done on the cab section too. I will advise to terminate this machine also.
<u>CS 3958</u>	This Mahindra tractor has got major transmission/gearbox problems and no dealership in Cape and surroundings are able to find parts for this tractor as it is a product, which is imported from India. Several dealerships are sitting with the same problem. I will also advise termination.
<u>CS 9208</u>	Toyota Conquest has got engine problems and not in use at all - Terminate

9. Conclusion & Sign Off

The Supply Chain Management Unit is continuously improving its processes and procedures in order to ensure that Council receive value for money in terms of demand and acquisition management.

I hereby certified that the above information is correct.


.....
RJ SEFOOR
MANAGER SCM
Date: 8/2/19


.....
PJ VAN BILJON
DIRECTOR: FINANCIAL SERVICES
Date: 11/02/2019


.....
DGI O'NEILL
MUNICIPAL MANAGER
Date: 12/02/19

11/11/11

11/11/11

very often ...

...

...

...

...

...

...

...

...

...

...

...

...

...

...

...

...

...