

Cape Agulhas Municipality



KAAP AGULHAS MUNISIPALITEIT
CAPE AGULHAS MUNICIPALITY
U MASIPALA WASECAPE AGULHAS

MONTHLY REPORT SUPPLY CHAIN & FLEET MANAGEMENT 30 APRIL 2019

TABLE OF CONTENTS

1. Introduction.....	3
2. Background.....	3
3. Personnel.....	3 - 4
4. Demand Management.....	5
4.1 Supplier Data Base.....	5
4.2 Procurement Plan.....	5
5. Acquisition Management.....	6
5.1 Procurement Statistics.....	6 - 7
5.2 Tender Management.....	7 - 8
5.3 Bid Committees.....	9
6. Stores Management.....	10
7. Other Matters.....	11
7.1 Deviations.....	11 - 14
7.2 SCM Reg 16 (c).....	15
7.3 CIDB Report.....	16
8. Fleet Management.....	17 - 24
9. Conclusion & Sign-off.....	25

1. INTRODUCTION

The main objective of supply chain management is to implement a system that is fair; equitable; competitive; transparent; cost-effective to ensure best value for money by applying the highest possible ethical standards; and to promote local economic development.

2. BACKGROUND

The Act on Local Government : Municipal Finance Management Act, 2003 , Chapter 11 , the Municipal Supply Chain Management Regulations , as published in the Government Gazette on 30 May 2005 and the Council 's Supply Chain Management Policy as adopted on 30 March 2017 states that several reports must be submitted to the Council , accounting Officer and the Chief Financial officer. In order to create a transparent image to all processes in the Supply Chain Management Division, a full report is submitted to the Council .

3. PERSONNEL

3.1 Productivity / Efficiency

Attendance trends within the Supply Chain Management Section as summarized below:

	Management	Supervisory	Clerical
NUMBER OF MEMBERS	1	3	8
Annual Leave	1,5	1,5	4
Sick Leave	2	1	27
Courses / Seminar	0	0	0
Overtime	0	0	0
Meetings	0	0	0
Family Responsibility Leave	1	0	1
Study	0	0	0
Maternity Leave	0	0	0
Union Matters	0	0	0
Absent	0	0	0
Special Annual Leave	0	0	0
No. of Workdays Attended	15,5	57,5	128
Total Workdays	20	60	160
Percentage attendance per Group	78%	96%	80%
Average	84%		
	Management	Supervisory	Clerical
NUMBER OF MEMBERS	1	3	8
Approved Overtime	0	0	0
Overtime x 1,5	0	0	0
Overtime x 2,0	0	0	0
Unapproved Overtime	13:48	25:08	19:08
Standby Allowance	0	0	0
Total No. of Overtime hours	13:48	25:08	19:08
Total Normal Workhours	119:30	451:09	1001:00

Table 1: Staff Attendance

3.2 Training & Development

The following personnel members are currently enrolled for SCM related studies:

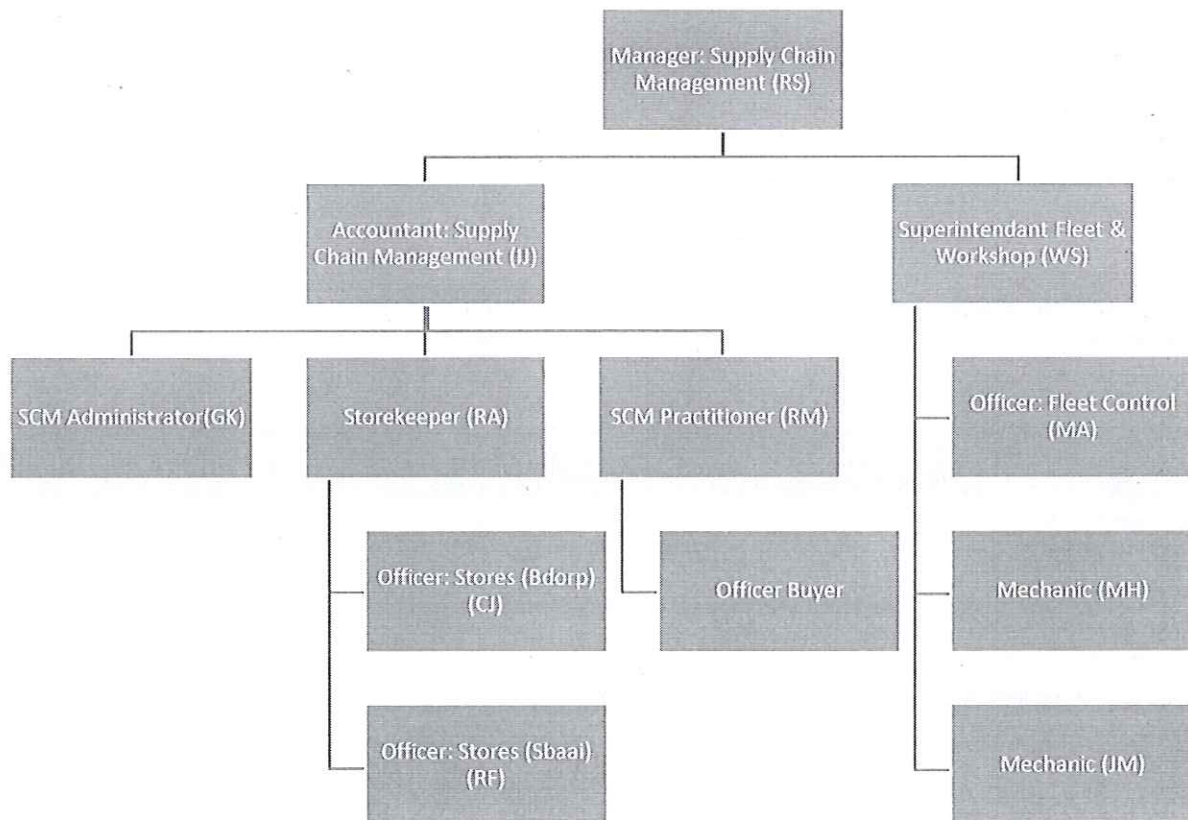
POST	Qualification	Institution
SCM Practitioner	Diploma NQF6: Public Supply Chain Management	Southern Business School
SCM Buyer	Municipal Minimum Competency Level Training (June 2018 – June 2019)	Stellenbosch Business School
Officer Stores	Municipal Minimum Competency Level Training (June 2018 – June 2019)	Stellenbosch Business School
Accountant SCM	Demand Management and Procurement Planning Training: 5-7 Sept 2018	Stellenbosch Business School - Stellenbosch
SCM Administrator		
Manager SCM	Data Analytics Training 24-26 October 2018	Stellenbosch Business School - George

Table 2: Staff Training

3.3 SCM Structure

In terms of Paragraph 7 of the Municipal Supply Chain Management Regulations, the municipality must establish a Supply Chain Management Unit (SCMU) to implement its policy. The SCMU must operate under the direct supervision of the Chief Financial Officer (CFO) or may be delegated to an official in terms of Section 82 of the MFMA.

During the reporting period the staff complement that performed the duties and functions in terms of the SCM policy were as follows:



4. Demand Management

4.1 Supplier Database

In terms of SCM Reg14(1)(a), the supply chain management policy must instruct the accounting officer to keep a list of accredited prospective providers for goods and services that must be used for the procurement requirements of the municipality through written or verbal quotations and formal written price quotations.

With effect from 1 July 2016, Municipalities and Municipal Entities are required to utilize the Central Supplier Database System as mandatory requirement as part of listing criteria for accrediting prospective provider in line with Section 14(1)(b) of the Municipal Supply Chain Management Regulations.

REGISTRATION ON SUPPLIER DATABASE		
MONTHLY REGISTRATIONS	2017/18	2018/19
JULY	4	4
AUGUST	15	8
SEPTEMBER	10	5
OCTOBER	5	7
NOVEMBER	8	0
DECEMBER	5	23
JANUARY	1	13
FEBRUARY	0	5
MARCH	22	0
APRIL	9	14
TOTAL SUPPLIERS	1096	882
VALID REGISTRATION	227	242
TAX CLEARANCES EXPIRED	869	640
INACTIVE SUPPLIERS REMOVED		
CENTRAL SUPPLIER DATABASE REGISTRATIONS	813	861
REGISTRATIONS PER AREA		
BREDASDORP	255	199
STRUISBAAI	38	27
NAPIER	21	7
WAENHUISKRANS	6	3
ELIM	9	5
OUTSIDE CAM	767	641

Table 3: Supplier Database

4.2 Procurement Plan

The Procurement Plan for the 2018/19 financial year updated as at 30 April 2019.
(Annexure A)

5. Acquisition Management

5.1 Procurement Statistics

The procurement statistics (as per collaborator) for the month of April 2019.

Estimated Value Interval (R)	Total Count of Requisitions	Total Amount (R) of Requisition Orders
0 - 200	7	929,25
201 - 2000	130	133 779,97
2001 - 30 000	107	1 392 839,24
30 001 - 100 000	14	810 288,98
100 001 - 200 000	5	687 366,53
200 001 and up	4	3 377 012,96

Table 4: Requisitions per Threshold

REQUISITIONS PER DEPARTMENT	APRIL 2019		YTD SUMMARY	
	TOTAL NO	TOTAL VALUE	TOTAL NO	TOTAL VALUE
Finance and IT Management	4	R64 842,75	54	R1 419 337,63
Infrastructure Services	9	R28 203,20	185	R4 961 558,00
Management Services	3	R3 119,55	98	R499 654,98
Office of the MM: Administration	0	R0,00	2	R4 156,00
Office of the MM: Council and Executive Administration	0	R0,00	13	R66 857,78
Office of the MM: HR and Organisational Development	0	R0,00	13	R163 734,20
Office of the MM: Socio and Economic Services	6	R30 112,50	37	R87 641,65
Office of the MM: Strategic and Risk Compliance Services	1	R1 358,00	23	R105 259,96
	23	R127 636,00	425	R7 308 200,20

Table 5: Requisitions per Department

Top 10 Commodities Per Family Name					
Top 10 - Quantity			Top 10 - Total Price		
Family Name	Quantity Required	Total Price	Family Name	Quantity Required	Total Price
Utilities	174976	1786909,7	Refuse disposal and treatment	6689	3019943,5
Electrical wire and cable and harness	37533	2876609,67	Heavy construction machinery and equipment	223	231986,05
Electrical equipment and components and supplies	9323	2241973,18	Public safety and control	650	212813,25
Refuse disposal and treatment	8391	3449229,75	Management advisory services	16	210958,3
Paper products	8189	292068	Nonresidential building construction services	414,3	195581,08
Personal safety and protection	6351	830858,37	Batteries and generators and kinetic power transmission	23	191752,11
Marketing and distribution	5602	110701,49	Software	7	188452,23
Building and facility maintenance and repair services	5399	1126201,87	Heavy construction services	2	172758,27
Office supplies	5245	84125,65	Utilities	13807	169005,88
Janitorial equipment	4640	962234,67	Computer Equipment and Accessories	17	168600,8

Table 6: Top 10 Commodities

REQUISITION TENDER SPENDING PER SUPPLIER

Supplier Name	Total Count of Requisitions	Total Amount (R) of Requisition Orders
ABERDARE CABLES	1	8 167,00
ACTOM	1	2 777,40
AD DIEDERICKS CONSTRUCTION	1	61 587,78
AFRIMAT AGGREGATES (OPERATIONS)	2	727,47
ALTRON TMT	1	5 846,60
BLAIZEPOINT TRADING 99	2	3 703,58
BREDASDORP TRAVEL	7	47 503,00
BRIGHT IDEA PROJECTS 322	1	107 870,00
CAPE AGULHAS CIVILS	6	222 870,00
CAPRICHEM SACCS	1	12 742,60
COLE REINO ABRAHAMS	1	9 430,00
DP TRUCK HIRE	10	375 969,50
FANTASTIC INVESTMENTS 456 CC	1	231,85
FIDELITY CASH SOLUTIONS	1	3 240,00
IKAPA RETICULATION AND FLOW	2	55 208,60
IKUSASA CHEMICALS	2	188 971,13
INTEGRAL LABORATORIES	2	42 727,62
JUNO CORP	1	20 700,00
LAKEY VERVOER	6	5 267,00
LUCOR CONSTRUCTION	1	20 389,50
METSI CHEM IKAPA	1	17 388,00
MOIRA ELIZABETH CHARLES	1	90 066,00
MPACT PLASTIC CONTAINERS	1	2 960 100,00
PARKERSON THOMAS TECHNOLOGIES	3	11 236,55
PATCH INDUSTRIAL SUPPLIES AND CONSULTING	1	55 338,00
PIENAAR BROTHERS	2	17 769,20
POWERCOMM SOLUTIONS	1	16 240,00
QUANTRA CONSULTING SA	5	195 017,30
REZAAN CUPIDO	1	6 000,00
STARTUNE	1	212 813,25
STRUISBAAI HARDWARE	1	1 395,00
TERTIUS LOUW LOODGIETERS	6	22 771,56
TRACKOS PROJECTS	1	147 786,50
WCC CABLES	2	27 100,08
WESTERN AND EASTERN CAPE CONSULTING ENGINEERS	1	0,00
WILFRED RAYMOND SIMONS	1	1 236,00
WILMAN GRONDVERSKUIWING	2	59 742,50
ZONART LABOUR DISTRIBUTION	1	5 060,00

Table 7: Requisition – Tender spending

5.2 Tender Management

The following awards were made by the BAC.

AWARDS	01-Apr-18		01-Apr-19	
	Number	Amount	Number	Amount
Competitive Bids	4	R 1 363 488,90	5	R 28 090 171,20
Formal Written Quotations	8	R 612 606,63	2	R 131 586,47
Deviation In Terms Of Part 18.6.3 Of The SCMPOS	0	R 0,00	0	R 0,00
Sale Of Erven	0	R 0,00	0	R 0,00
Extentions / Amendment Of Contracts In Terms Of Part 20.14 Of The SCMPOS	0	R 0,00	0	R 0,00
Procurement In Terms Scm Regulation 32	0	R 0,00	0	R 0,00
Number of Disputes, Complaints, Enquiries and Objections Received	0		0	

Table 8: Awards by BAC

The following is a summary of competitive bids and formal written quotations that were advertised during the month of April:

DESCRIPTION	01-Apr-18	01-Apr-19
	Number	Number
Competitive Bids	3	6
Formal Written Quotations	1	4
Sale Of Erven	0	0

Table 9: Bids Advertised

The advertisement of bids and publication of awards on the e-Tender Publication Portal is additional to the requirement specified in the SCM Regulation 22 (1) (a) which must be complied with by all municipalities and municipal entities. This initiative supports government's drive to improve access to government business opportunities, reduce red tape and duplication of administrative effort in doing business with the state designed to improve the use of technology across all spheres of government.

5.3 Bid Committees

The bid committees for the 2018/19 financial year were established and are fully functioning according to Council's SCM Policy and the SCM Regulations. The committees are listed below:

- Bid Specification Committee (**BSC**)
- Bid Evaluation Committee (**BEC**)
- Bid Adjudication Committee (**BAC**)

The following members will serve on the Bid Adjudication Committee for the 2018-2019 financial year:

- Director Financial & Information Management (Chairperson)
- Director Community Services
- Director Infrastructure Services
- Divisional Head: Strategic, Planning & Administration Services
- Divisional Head: Social & Economic Services (vacant)
- Divisional Head: Human Resources & Organisation Development Services
- Manager: Budget & Treasury
- Manager SCM & Fleet (SCM Advise & Administrative Support)

The attendance figures of members of the bid adjudication committee are as follows:						
BAC MEETING DATES	Director Finance & ITC Services	Manager Budget & Treasury Office	Director Management Services	Div Head :Human Resources	Div Head:Strategic, Planning & Administration	Director Infrastructure Services
04 March 2019	X		vacant	X	X	X
18 March 2019	X	X	vacant	X	X	-
17 April 2019	X	X	vacant	-	-	X
Meetings Attended	3	2	0	2	2	2
Percentage Attendance	100%	66.67%	vacant	66.67%	66.67%	66.67%

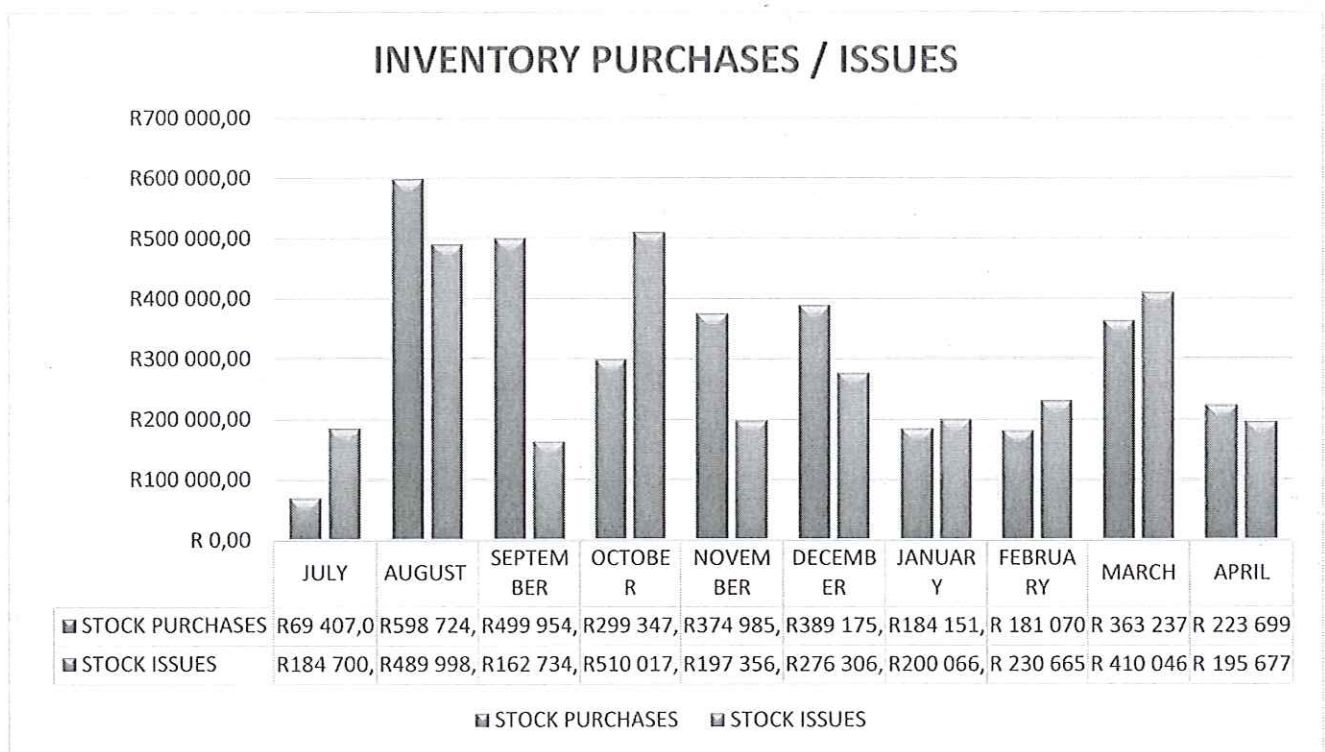
Table 10: Attendance of members of bid adjudication committee

6. Stores Management

As at 30 April 2019 the value of stock at the municipal stores amounted to:

	OPENING VALUE	PURCHASES VALUE	ISSUES VALUE	BALANCE VALUE
Store A – Bredasdorp Stores	R 1 334 824,29	R 206 668,65	-R 162 897,88	R 1 378 595,06
Store B – Electrical Stores	R 106 470,00	R 0,00	R 0,00	R 106 470,00
Store C – Struisbaai Stores	R 151 661,75	R 17 030,50	-R 32 779,81	R 135 912,44
Total value of stock	R 1 592 956,04	R 223 699,15	-R 195 677,69	R 1 620 977,50

Table 11: Stock movement



7. Other Matters

7.1 Deviations

The following table provides a summary of deviations approved for the month of April 2019:


Deviations from Minor Breaches of the Supply Chain Management Policy (SCM Regulations 36 (1) (a), (i) (ii), (iii), (iv)&(v))				
	MARCH 2018		MARCH 2019	
THRESHOLD	RANDVALUE	NUMBER	RANDVALUE	NUMBER
BELOW R30 000	R 76 036.39	4	R 24 030.00	2
ABOVE R30 000	R 0.00	0	R166 505.63	1
ABOVE R200 000	R 0.00	0	R 0.00	0
TOTAL	R76 036.39	4	R190 535.63	3

Table 12: Deviations per threshold

Deviations from Minor Breaches of the Supply Chain Management Policy (SCM Regulations 36 (1) (a), (i) (ii), (iii), (iv)&(v))				
	APRIL 2019		YEAR TO DATE	
	RAND VALUE	NUMBER	RAND VALUE	NUMBER
36 (1) (a) (i): Emergency	R0.00	0	R509 699.72	8
36 (1) (a) (ii): Sole Provider	R7 230.00	1	R1 074 845.92	26
36 (1) (a) (iii): Special Works of art	R0.00	0	R0,00	0
36 (1) (a) (iv): Animals for zoos	R0.00	0	R0,00	0
36 (1) (a) (v): Impractical or Impossible	R183 305.63	2	R794 141.47	27
TOTAL	R 190 535.63	3	R2 378 687.11	61

Table 13: Deviations Summary

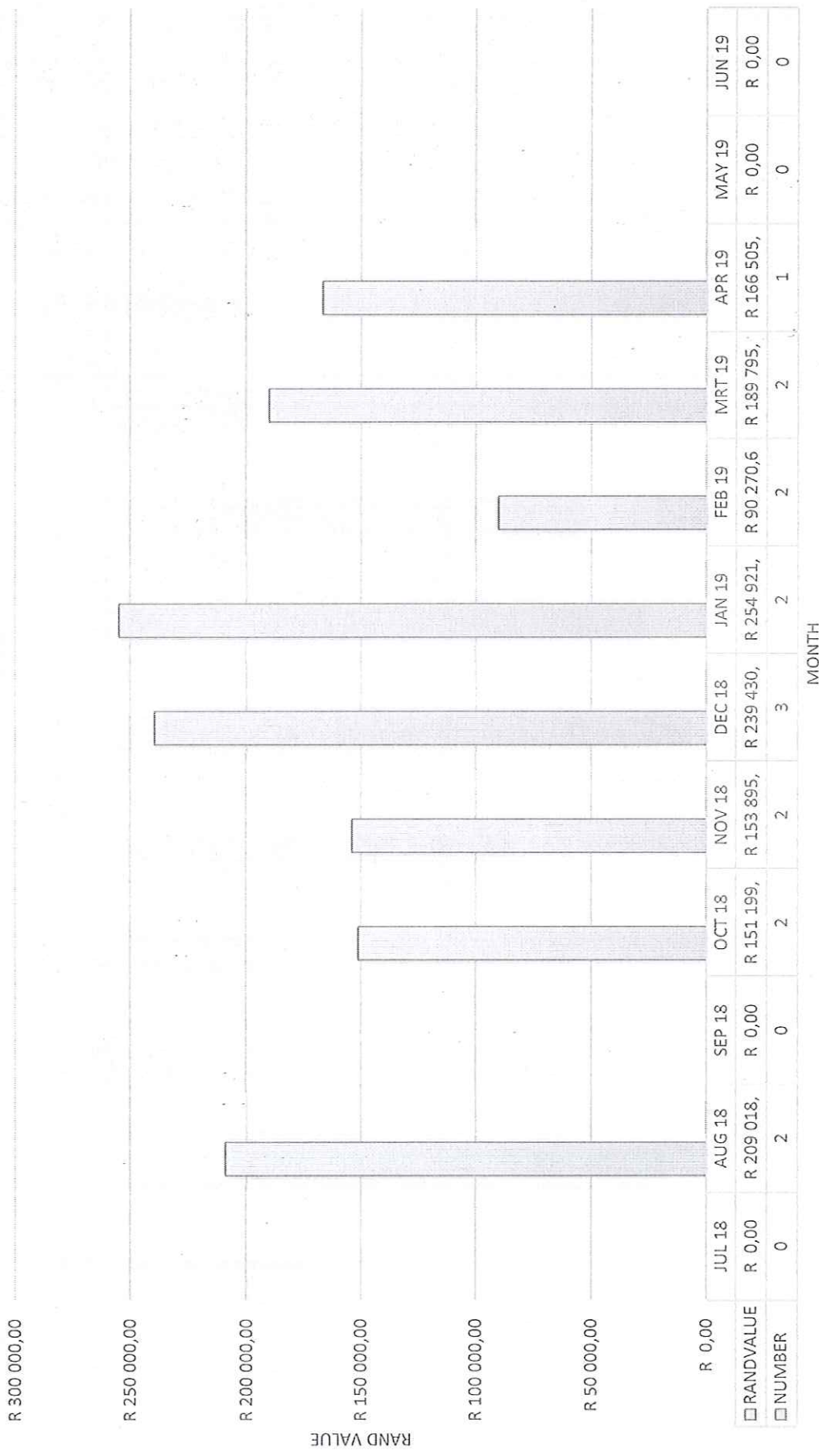
Deviations Below R30 000 APRIL 2019



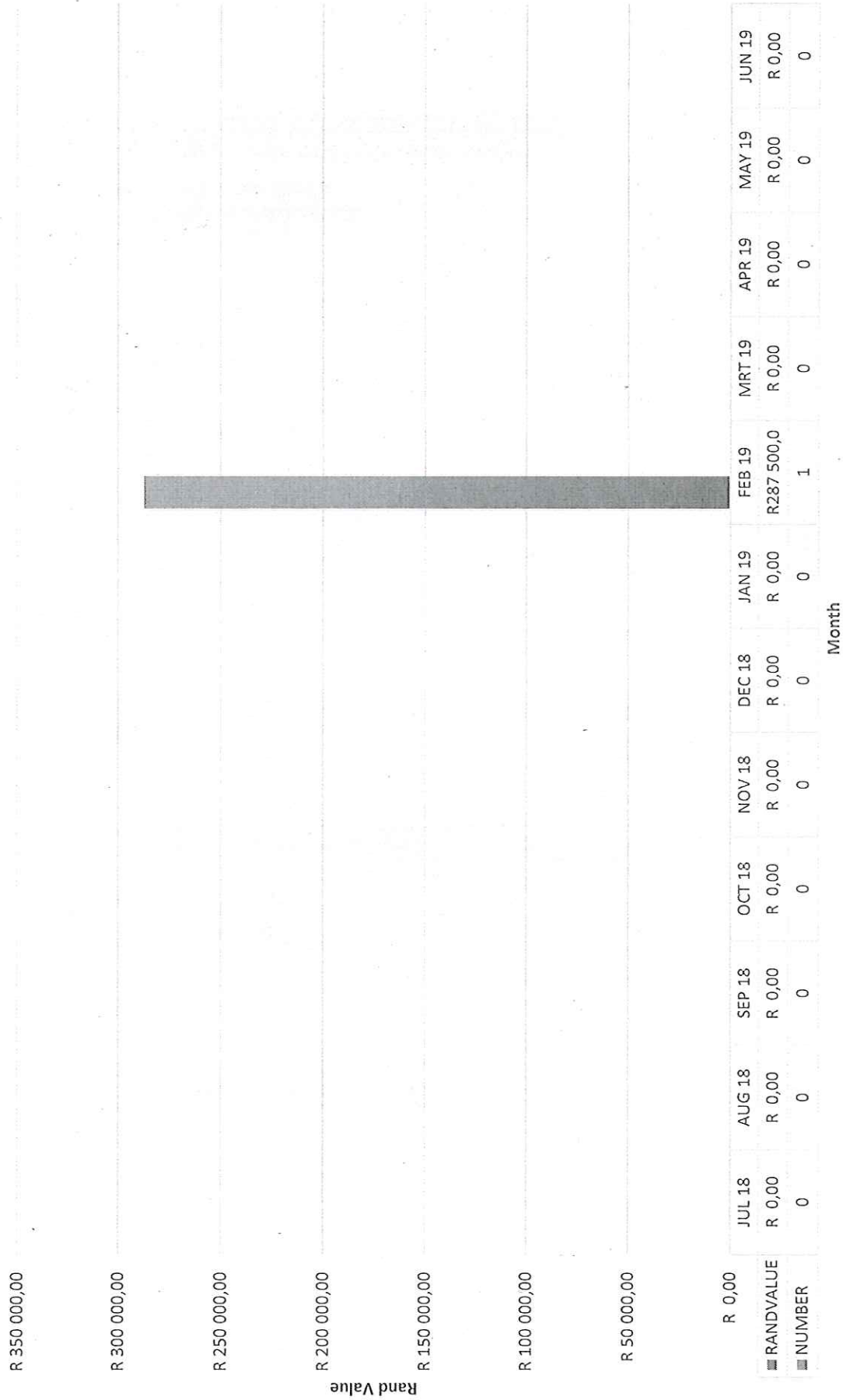
Rand Value

■ RANDVALUE ■ NUMBER

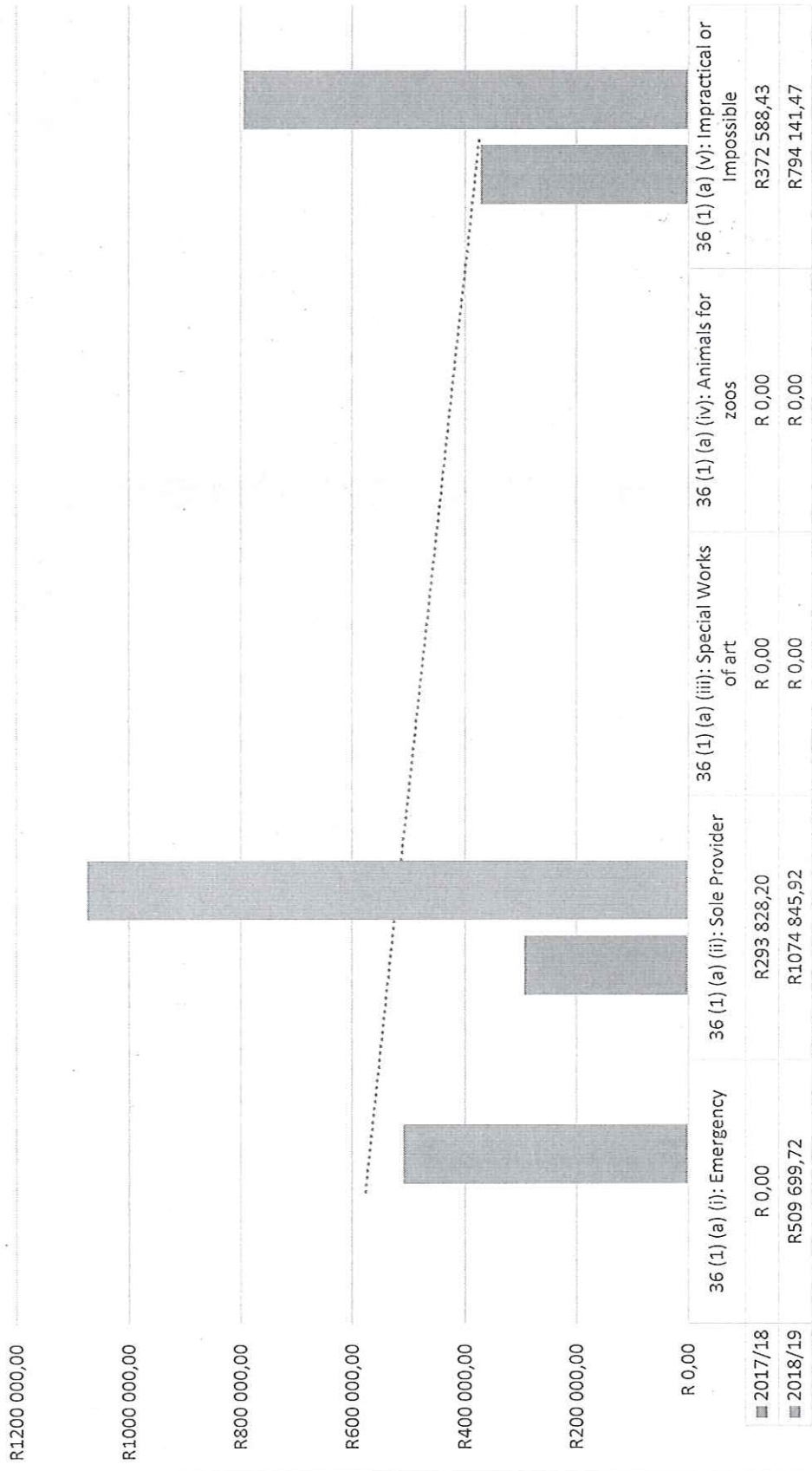
Deviations Above R30 000 - APRIL 2019



Deviations Above R200 000 APRIL 2019



Deviations: YTD 2017/18 vs 2018/19



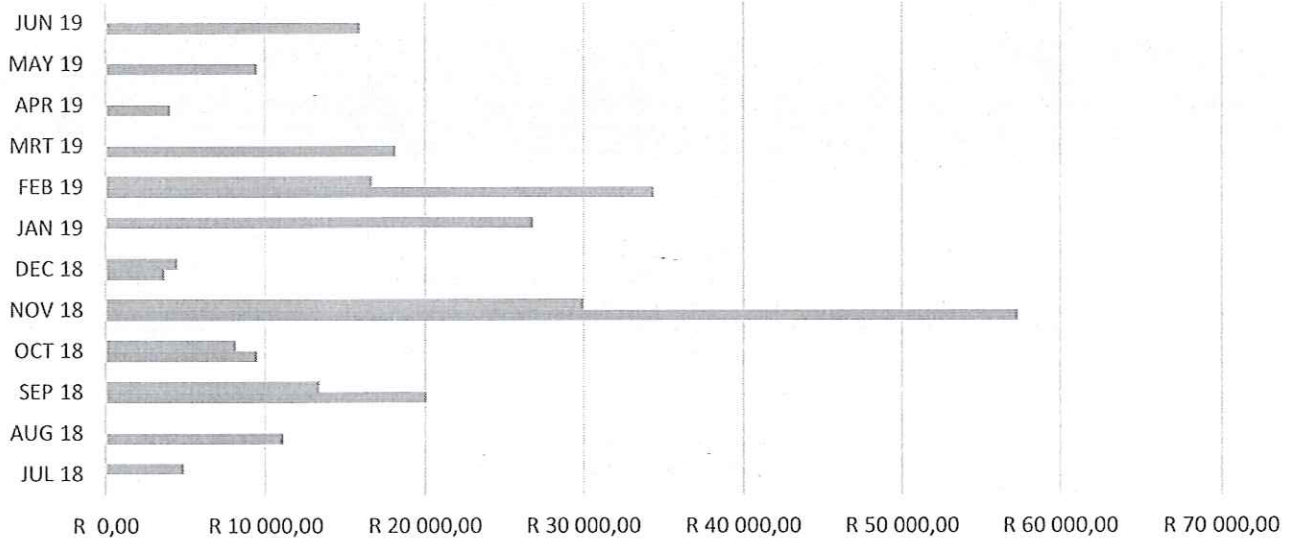
■ 2017/18 ■ 2018/19 Linear (2018/19)

7.2 Written Quotations awarded without obtaining three quotations (SCM Regulations 16 (c)) & 17 (c))

In terms of SCM Regulations 16 (c), if it is not possible to obtain at least three quotations, the reasons must be recorded and reported quarterly to the accounting officer or another official designated by the accounting officer.

Written Quotations awarded without obtaining three quotations (SCM Regulations 16 (c)) & 17 (c) - 1 July 2018 - 30 June 2019				
MONTH	2017/18 Financial year		2018/19 Financial year	
	RANDVALUE	NUMBER	RANDVALUE	NUMBER
JUL 18	R 0,00	0	R 4 900,00	1
AUG 18	R 11 116,00	3	R 0,00	0
SEP 18	R 20 120,00	3	R 13 347,78	2
OCT 18	R 9 479,46	2	R 8 140,00	2
NOV 18	R 57 342,00	3	R 30 000,00	1
DEC 18	R 3 700,00	1	R 4 500,00	1
JAN 19	R 0,00	0	R 26 834,05	1
FEB 19	R 34 399,00	2	R 16 650,00	2
MRT 19	R 18 126,25	1	R 0,00	0
APR 19	R 4 048,92	1	R 0,00	0
MAY 19	R 9 500,00	1	R 0,00	0
JUN 19	R 15 900,00	1	R 0,00	0
TOTAL	R 183 731,63	18	R 104 371,83	10

(SCM Regulations 16 (c)) & 17 (c))



	JUL 18	AUG 18	SEP 18	OCT 18	NOV 18	DEC 18	JAN 19	FEB 19	MRT 19	APR 19	MAY 19	JUN 19
■ 2018 19	R 4 900,	R 0,00	R 13 347	R 8 140,	R 30 000	R 4 500,	R 26 834	R 16 650	R 0,00	R 0,00	R 0,00	R 0,00
■ 2017 18	R 0,00	R 11 116	R 20 120	R 9 479,	R 57 342	R 3 700,	R 0,00	R 34 399	R 18 126	R 4 048,	R 9 500,	R 15 900

■ 2018 19 ■ 2017 18

7.3 Construction Industry Development Board (CIDB)

The following table provides a report in terms of CIDB Regulation 18(1)(June 2004) - for the month of April 2019:

Tenders Advertised And Not Closed							
cidb Reference Number	Tender Number	Description	Status	Date Advertised	Date Closed	Awarded	Change Request Status
Tenders Closed and Not Awarded							
cidb Reference Number	Tender Number	Description	Status	Date Advertised	Date Closed	Awarded	Change Request Status
100054482	SCM36/2018/19	THE EQUIPING OF BOREHOLES IN NAPIER AND SUIDERSTRAND	Advertised	2019/03/08	2019/04/02	No	N/A
ACTIVE CONTRACTS							
cidb Ref No	Contract Number	Title	Description	Status	Change Request Status	Date Awarded	Date of practical completion
100105582	SCM37/2018/19	RESEAL OF RAODS	RESEAL OF ROADS	Awarded		2019/04/17 00:00	N/A
100104445	SCM24/2018/19	UPGRADING OF ROADS	THE UPGRADING OF RDP ROADS IN BREDASDORP	Awarded		2019/03/18 00:00	-
100101606	SCM19/2018/19	REPLACEMENT OF WATERMAIN	REPLACEMENT OF WATERMAIN IN DORPSIG STREET, BREDASDORP	Awarded		2018/12/19 00:00	
100056289	SCM30/2015/16	EXTENTION OF THUSONG CENTRE, PHASE 2	EXTENTION OF THE THUSONG CENTRE IN BREDASDORP	Awarded		2016/03/11 00:00	
100006984	SCM20/2012/13	WATER TREATMENT: ARNISTON AND SUIDERSTRAND	Water Treatment at Arniston and Suidersstrand	Awarded		2013/02/20 00:00	
CONTRACTS WHERE PRACTICAL COMPLETION HAS BEEN REGISTERED							
cidb Ref No	Contract Number	Title	Description	Status	Change Request Status	Date Awarded	Date of practical completion
100092642	SCM13-2018-19	UPGRADING OF TIDAL POOLS IN L'AGULHAS	UPGRADING OF TIDAL POOLS IN L'AGULHAS	Awarded		2018/05/28 00:00	2019/01/18 00:00
100090878	SCM18-2017-18	BUILDING OF BATHROOMS	The Building of Bathrooms in Bredasdorp, Napier, Struisbaai and Aniston.	Awarded		2018/04/26 00:00	2018/11/20 00:00
100092423	SCM23/2017/18	ESTABLISHMENT OF SERVER ROOM	ESTABLISHMENT OF SERVER ROOM IN NAPIER	Awarded		2018/05/30 00:00	2018/11/02 00:00
100093651	SCM21-2017-18	PAVING OF SIDEWALKS IN L'AGULHAS	PAVING OF SIDEWALKS IN L'AGULHAS, APPROXIMATELY 800M OF SIDEWALKS AND KERKS, AS WELL AS APPROXIMATELY 9 CONCRETE PIPE CULVERTS (600MM DIAMETER) DEPENDING ON TENDER PRICES.	Awarded		2018/06/22 00:00	2018/11/19 00:00
CONTRACTS THAT ARE CANCELLED							
cidb Ref No	Contract Number	Title	Description	Status	Date Advertised	Date Closed	Awarded
100053874	SCM 27-2018/19	CONSTRUCTION OF SERVICES	THE CONSTRUCTION OF WATER, SEWER AND ROADS SERVICES FOR 22 LIGHT INDUSTRIAL ERVEN IN STRUISBAAI	Cancelled	2019/02/15	2019/03/08	No

8. Fleet Management

8.1 Condition of Vehicle checks done per Department

STREETS & STORM WATER DEPARTMENT

Nissan UD40 Tipper – CS 10206 – 98364Km – 30 April 2019:

- 4 x New rear tyres replaced for Roadworthy Test – Last week;

Nissan UD40 – CS 14438 – 90717Km – 30 April 2019:

- 2 x New front tyres replaced for Roadworthy Test – Last week;

Nissan UD70 Water tanker – CS 2623 – 141950Km – 30 April 2019:

- Front bumper rust & dent on L/H fender;

Toyota Dyna CS 9018 – 198826Km – 30 April 2019:

- RH Doorstep broken-off;

Isuzu F8000D 8Ton Tipper – CS 16702 – 491667Km - 30 April 2019:

- 3 Stage Tipper/Hoist Cylinder needs replacement ;

Nissan UD80 8Ton Tipper – CS 19281 –446181Km - 30 April 2019:

- Cab needs panel beating & re-spray job;

Nissan UD40 Tipper – CS 5705 –116959Km - 30 April 2019:

- Front bumper needs panel beating & re-spray job;

Toyota Stallion LDV – CS 5192 – 299080Km – 30 April 2019:

- Injector pump has fuel leakage;

Case Digger-Loader CS 10778 - 696Hours- 2019:

LH Rear Outrigger cylinder leaking – seal kit replacement needed;


Nissan UD40 Tipper – CS 5811 – Km – 30 April 2019:

- Good running condition;


8.2 Fuel Account Summary

MONTHLY FUEL CARD SYSTEM RECON					
CAPE AGULHAS MUNICIPALITY					
30-Apr-19					
DEPARTMENT	COST CENTRE	FUEL	OIL	FEES	GRAND TOTAL
TRAFFIC [8]	01 4021 2830 00	24 594,30		555,31	25 149,61
WATER [10]	01 5020 2830 10	46 867,94	-	883,93	47 751,87
COUNCIL [1]	01 2010 2830 00	2 003,74	-	60,06	2 063,80
ADMIN SUPPORT [1]	01 2524 2830 00	646,23	-	38,60	684,83
<i>Corporate Services</i>	<i>CS 9208</i>		-	28,08	28,08
PARKS [5]	01 4042 2830 00	14 946,93	-	337,70	15 284,63
THUSONG CENTRE [1]	01 2540 2830 00	1 396,60	-	53,84	1 450,44
RESORTS [2]	01 4043 2830 00	4 136,11	-	130,24	4 266,35
ENVIRONMENTAL [2]	01 4023 2830 00	5 424,38	-	122,91	5 547,29
HOUSING [1]	01 4030 2830 00	536,41	-	36,36	572,77
BUILDINGS/COMM [3]	01 4041 2830 00	6 851,72	-	182,77	7 034,49
WORKSHOP [2]	01 3051 2830 00	929,82	-	74,81	1 004,63
SEWERAGE [12]	01 5030 2830 10	41 164,26	-	818,95	41 983,21
CLEANSING [9]	01 5040 2830 00	56 919,93	-	898,42	57 818,35
ROADS & SW [16]	01 5050 2830 10	30 728,31	-	846,64	31 574,95
ELECTRICAL [10]	01 5060 2830 10	26 883,85	-	609,97	27 493,82
	TOTAL FUEL =	264 030,53	0,00	5 678,59	R 269 709,12

FUEL USAGE - APRIL 2019



FUEL USAGE - MARCH 2019



8.3 Monthly Acquisitions – Fleet management

DEPARTMENTAL ACQUISITION SUMMARY

<u>DIRECTORATE</u>	<u>DEPARTMENT</u>	<u>AMOUNT</u>
FINANCE -SCM	Workshop	R 2737.90
COMMUNITY SERVICES	Buildings & Commonage	R 2032.17
	Parks	R 6190.75
	Resorts	R 2625.85
	Social Development / Thusong	-
	Housing	-
	Traffic	R 15 960.79
	Environmental	R 2 238.11
INFRASTRUCTURE	Electrical	R 21 244.21
	Solid Waste	R 93 874.22
	Streets & Storm Water	R 44 622.49
	Sewerage	R 69 249.87
	Water	R 12 700.63
	<u>TOTAL</u> =	<u>R 273 476.99</u>

8.4 Traffic Fines Register

REGISTRATION NR	NOTICE NUMBER	DATE OF OFFENCE	TIME OF OFFENCE	PLACE / ROAD OF OFFENCE	SPEED ZONE	SPEED	FINE AMOUNT	PAYMENT DATE	DRIVER	Results	RE-DIRECTED
CS8446		04-Nov-17				71	R 200,00	28-Dec-17			
CS13736		02-Nov-17				82	R 600,00	28-Dec-17			
CS13753	B1/45631/801/092174	15-Mar-18	12:09	JAKES GERWEL DR & CAPE AFLATS FREEWAY (R300), MITCHELS PLAIN	60	72	R 200,00	14-May-18	W.P. SWART		22-Oct-18
CS4580	CA/81/051646/728	30-Nov-17	09:10	LONGSTREET B/DORP	60	73	R 200,00	14-Jan-18	B. MAKABA		22-Oct-18
CS15641	CA/81/051682/728	30-Nov-17	08:42	B/DORP - STRUISBAAI	100	112	R 200,00	14-Jan-18	B. WYNGAARD	PAID	
CS8922	CA/81/052055/728	06-Dec-17	15:26	B/DORP - STRUISBAAI	60	72	R 200,00	14-Jan-18	W.P. SWART		22-Oct-18
CS17182	CA/81/052693/728	11-Dec-17	13:51	B/DORP - STRUISBAAI	60	83	R 300,00	03-Feb-18	P. JOUMAT		22-Oct-18
CS13753	YW/80/115123/908	13-Mar-18	15:48	BOKKIESKOP GRABOUW	60	78	R 400,00	04-May-18	M. HOLTZHAUZEN		22-Oct-18
CS8623	CA/81/062485/728	15-Mar-18	15:01	LONGSTREET B/DORP	60	79	R 400,00	26-Apr-18	Metsy Motors	R 200,00 PAID	
CS15640	CA/81/062506/728	15-Mar-18	11:24	B/DORP - STRUISBAAI	60	76	R 400,00	26-Apr-18		R 200,00	22-Oct-18
CS8620	CA/81/064891/728	04-Apr-18	15:40	LONGSTREET B/DORP	60	73	R 200,00	01-Jun-18	S. Tibani	R 200,00 PAID	
CS4424	TW/80/124551/908	10-Apr-18	12:12	BOKKIESKOP GRABOUW	60	74	R 200,00	27-May-18	G. LE ROUX		22-Oct-18
CS12069	SW/80/283992/674	14-Sep-18	12:48	SWELLENGREBEL	100	115	R 400,00	27-Oct-18	A. ADAMS	Representation	
CS8922	CA/81/077406/728	30-Aug-18	15:31	B/ DORP - STRUISBAAI	100	134	R 1 000,00	18-Oct-18	W.P. SWART		
			Nov-18								
CS4836	CA/81/083745/728	12-Oct-18	16:22	B/DORP - STRUISBAAI	100	115	R 400,00	01-Dec-18	M. GABRIELS	Representation	
CS4581	CA/082256/728	11-Oct-18	09:55	B/DORP - STRUISBAAI	60	78	R 400,00	03-Dec-18	C. ARENDS		
CS7670	CA/083623/728	05-Oct-18	14:24	B/DORP - STRUISBAAI	60	73	R 200,00	01-Dec-18	H. BEHR		
			18-Dec								
CS12069	OV/80/318014/720	02-Nov-18	15:03	Franskraal (Gansbaai)	80	95	R 400,00	26-Dec-18	S. Miguni	Received in December	Emailed to Sibongile in January 2019
			Jan-19								
CS4591	CA/81/093580/728	22-Dec-18	10:40	B/DORP - STRUISBAAI	100	111	R 200,00	03-Feb-19	J. September		
CS4580	1.1/04453/728/009645	31-Oct-18	11:38	BREDASDORP			R 700,00	04-Jan-19	B. MAKABA	PAID	Parking in loading zone
			Feb-19								
CS8922	CA/81/100034/728	25-Jan-19	11:04	B/DORP - STRUISBAAI	100	120	R 600,00	28-Feb-19	W.P. SWART		Shown to Mr Swart by Mr January and ignored by driver

8.5 Workshop Operational & Summary Report

FLEET AND WORKSHOP OPERATIONAL & SUMMARY REPORT											
DESCRIPTION	JUN'18	JUL'18	AUG'18	SEPT'18	OCT'18	NOV'18	DEC'18	JAN'19	FEB'19	MARCH'19	APRIL'19
WORKSHOP OPERATIONS											
VEHICLES SERVICED	2	0	9	6	3	1	1	5	1	3	3
INHOUSE - VEHICLE REPAIRS DONE	7	12	7	7	9	10	13	10	11	9	11
VEHICLES TO EXTERNAL SUPPLIERS	0	1	0	0	0	1	0	0	0	1	1
SMALL PLANT MACHINERY	0	0	1	2	1	1	0	0	0	1	1
SDBIP VEHICLE CHECKS DONE	10	10	10	10	10	10	10	10	10	10	10
CAPITAL PROJECTS	NONE	NONE	NONE	NONE	NONE	NONE	NONE	NONE	NONE	NONE	NONE
ROADWORTHY TESTS	1	0	0	2	2	5	0	4	3	2	2
RW CERTIFICATES ISSUED	1	0	0	2	2	5	0	3	3	1	2
RW TEST FAILED								1		1	
SMALL PLANT FUEL	No Figure	R 10 456,23	R 4 900,05	R 7 882,21	R 15 044,27	R 11 376,05	R 9 944,35	R 4 138,74	R 5 052,79	No Figure	No Figure
VEHICLE'S FUEL BILL - Monetary Value	No Figure	R 247 643,84	R 336 728,42	R 7 882,21	R 302 142,99	R 318 277,18	R 323 762,79	R 258 366,49	R 219 568,34	R 280 011,08	R 264 030,53
LOCAL ACQUISITIONS - Monetary Value	R 110 616,17	R 67 144,80	R 91 229,64	R 217 748,42	268 173,68	318 607,67	R 394 423,73	R 205 704,00	R 246 741,00	R 123 540,03	R 273 476,99
VEHICLE ACCIDENTS REPORTED	0	0	0	0	1	0	0	0	0	0	1
SPEED FINES RECEIVED	0	0	0	0	2	3	1	2	1	0	1
COMMENTS	Several Jobs were delayed due to problems with Phoenix/Vesta Accounting Program incorporating the Adjustment budget & Updates The rollback truck (Breakdown truck) project is a necessity NO CAPITAL PROJECTS FOR THIS [2018-19] FINANCIAL YEAR										
CAPITAL PROJECTS	Compressors needs pressure vessels tested - Not all suppliers keen to register on CSD										
SAFETY & RISK	Workshop vehicle lifts are Load tested										
CONDITION OF VEHICLES	Canopies of vehicles needs attention: Ldv's Canopies as well as Trucks Steel Canopies										
STAFF MATTERS	Several vehicles bakkies & trucks in different departments needs some panel beating & re-spray work Desparately need 2 x workers / assistants positions inside the workshop on a permanent basis - Artisans cannot work together on jobs - Highly unproductive!!! EPWP Contract workers are a waste of time as we've been making use of this for the last three years, we had to train new people every 3 months - we need semi skilled workers in this trade										

8.6 Fleet Management - General

8.6.1 ACCIDENTS

One (1) accident reported: Bantam CS 8620 was involved with a BMW sedan.

OVER SPEEDING REPORT:

Drivers are in general ignoring the speeding limit inside our towns, which are 60Km/h zones all over.

There is a slight problem with the over speeding reports, which are attended to.

Electrical Department: Toyota Dyna CS 10797 – Tracking Unit very old and needs replacement.

OTHER:

THEFT CASE: Nissan Compactor Truck CS 7008 has been stripped from its electrical battery cables, parcel wiring loom with a fuse box and a piece of its honey comb been cut out from the radiator.

8.6.2 VEHICLES NOT CURRENTLY IN USE (REASONS)


The following vehicles are currently either not in use or have mechanical problems


<u>CS 1101</u>	Nissan 1400 LDV: Vehicle needs panel beating / body repair work done all over. It also has a fuel leakage and causing excessive fumes. Currently not in use and stationary in the workshop.
<u>CS 18829</u>	This truck's engine is unserviceable and is stationary in Struisbaai since last year already and can be written off or services terminated
<u>CS 6974</u>	This digger-loader's engine is unserviceable and is stationary in the Napier stores for almost two years now. The engine can be repaired but it also has some extensive body repair to be done on the cab section too. I will advise to terminate this machine also.
<u>CS 3958</u>	This Mahindra tractor has got major transmission/gearbox problems and no dealership in Cape and surroundings are able to find parts for this tractor as it is a product, which is imported from India. Several dealerships are sitting with the same problem. I will also advise termination.
<u>CS 9208</u>	Toyota Conquest has got engine problems and not in use at all - Terminate

9. Conclusion & Sign Off

The Supply Chain Management Unit is continuously improving its processes and procedures in order to ensure that Council receive value for money in terms of demand and acquisition management.

I hereby certified that the above information is correct.


.....
RJ SEFOOR
MANAGER SCM
Date: 9/5/19


.....
PJ VAN BILJON
DIRECTOR: FINANCIAL SERVICES
Date: 9/05/2019


.....
DGI O'NEILL
MUNICIPAL MANAGER
Date: 13/05/19

